

## Research Article

# Mathematical Modelling of Human African Trypanosomiasis Using Control Measures

Hamenyimana Emanuel Gervas <sup>1,2,3</sup>, Nicholas Kwasi-Do Ohene Opoku <sup>1,4</sup>  
and Shamsuddeen Ibrahim <sup>1</sup>

<sup>1</sup>African Institute for Mathematical Sciences, Biriwa, Cape Coast, Ghana

<sup>2</sup>University of Dar es Salaam, Dar es Salaam, Tanzania

<sup>3</sup>University of Dodoma, Dodoma, Tanzania

<sup>4</sup>University of Cape Coast, Cape Coast, Ghana

Correspondence should be addressed to Hamenyimana Emanuel Gervas; [hamenyimana@aims.edu.gh](mailto:hamenyimana@aims.edu.gh)

Received 10 July 2018; Revised 12 September 2018; Accepted 22 October 2018; Published 22 November 2018

Academic Editor: Konstantin Blyuss

Copyright © 2018 Hamenyimana Emanuel Gervas et al. This is an open access article distributed under the Creative Commons Attribution License, which permits unrestricted use, distribution, and reproduction in any medium, provided the original work is properly cited.

Human African trypanosomiasis (HAT), commonly known as sleeping sickness, is a neglected tropical vector-borne disease caused by trypanosome protozoa. It is transmitted by bites of infected tsetse fly. In this paper, we first present the vector-host model which describes the general transmission dynamics of HAT. In the tsetse fly population, the HAT is modelled by three compartments, while in the human population, the HAT is modelled by four compartments. The next-generation matrix approach is used to derive the basic reproduction number,  $R_0$ , and it is also proved that if  $R_0 \leq 1$ , the disease-free equilibrium is globally asymptotically stable, which means the disease dies out. The disease persists in the population if the value of  $R_0 > 1$ . Furthermore, the optimal control model is determined by using the Pontryagin's maximum principle, with control measures such as education, treatment, and insecticides used to optimize the objective function. The model simulations confirm that the use of the three control measures is very efficient and effective to eliminate HAT in Africa.

## 1. Introduction

Human African trypanosomiasis (HAT), commonly known as sleeping sickness, is a vector-borne tropical disease which is caused by *Trypanosoma brucei* protozoa species. It is one of the neglected tropical diseases which affect people in sub-Saharan Africa, specifically those living in rural areas. HAT is caused by two species of protozoa which are *Trypanosoma brucei gambiense* (TBG), which causes the chronic form of HAT in central and western Africa, and *Trypanosoma brucei rhodesiense* (TBR), which causes the acute form of the disease in eastern and southern Africa [1]. The HAT disease has killed millions of people since the beginning of 20<sup>th</sup> century and it is transmitted from one individual to another by tsetse flies (genus *Glossina*); TBG is transmitted by riverine tsetse species, while TBR is transmitted by savanna tsetse species [1]. Rhodesiense HAT is an acute disease that can lead to death if not treated within 6 months, while gambiense HAT is a slow chronic progressive disease which causes death with an average duration of 3 years

[2]. The signs and symptoms for both forms of HAT are not specific and their appearances vary from one person to another; at the first stage of HAT, the disease is not severe and the signs and symptoms such as intermittent fever, headache, pruritus, lymphadenopathies, asthenia, anemia, cardiac disorders, endocrine disturbances, musculoskeletal pains, and hepatosplenomegaly may be observed, while in the second stage of HAT, sleep disorders and neuropsychiatric disorders are likely to dominate. The HAT disease can be treated by using drugs such as suramin, eflornithine, melarsoprol, and pentamidine.

The disease is reported to affect about 37 sub-Saharan African countries; it affects much rural areas where there are suitable environments for the tsetse flies to live and reproduce, and the periurban areas can also be affected. The transmission of HAT can occur during human activities such as hunting, farming, as well as fishing [3]. The transmission of HAT needs the reservoir; *reservoir* is a species that can permanently maintain the pathogen and from which the pathogen can be transmitted to the target population [4]. Rhodesiense HAT is zoonotic which requires

a nonhuman reservoir (animals) for maintaining its population, while in gambiense HAT, humans act as key reservoir [4].

Mathematical models have been used to study the transmission and effective control of diseases simply and cheaply with no need of expensive and complicated experiments [5]. So far, different models have been developed and formulated by different researchers. One of the important modelling work on HAT was done by Rogers [6]; the model explained the mathematical framework on transmission of HAT in multiple host populations [6]. Rogers' model was generalized by Hargrove et al [7], and a new parameter which allows the tsetse flies to feed off multiple hosts was introduced. The model compared the effectiveness of two methods used to control HAT: insecticide-treated cattle and the use of trypanocide drugs to treat cattle. They found out that treating cattle with insecticides is more effective and a cheaper approach to control HAT than using trypanocide drugs. Kajunguri [8] developed a model which was based on a constant population with a fixed number of domestic animals, human, and tsetse flies in one of the villages in West Africa. The major findings of their model estimated that the cattle population contributes to about 92% of the total TBR transmission, while the rest 8% is the contribution of human population in transmission of the disease. The study by Kajunguri [8], which also formulated a multihost model, was used to study the control of tsetse flies and TBR in southern Uganda. They found out that the effective application of insecticides brings about a cost-effective method of control and eliminating the disease. They realized that using insecticides for controlling HAT is more effective and efficient in the area where there are few wild hosts.

Due to low mortality rate of the disease and poverty of its sufferers, the efforts toward the control of HAT has reduced. Most attention is given to popular diseases such as HIV/AIDS, tuberculosis, malaria, and ebola, although the disease is still a threat to the lives of sub-Saharan African people. Moreover, very few studies have been carried out on applying optimal control theory to HAT transmission models. In this paper, we use optimal control theory to study the transmission dynamics of HAT diseases by using education, treatment, and insecticides as the control measures.

The rest of this paper is outlined as follows: Section 2 represents the vector-host model and the underlying assumptions. In section 3, the model equilibria and stabilities are determined, whereas in Section 4, the optimal control model is analyzed by modifying the previous one to control the HAT by using control measures (education, insecticides, and treatment). In addition, the numerical simulations for the optimal control model are done in this section and we use the results obtained to compare the efforts of each control measure to control the HAT in Africa. Finally, we provide the conclusion in Section 5.

## 2. Model Formulation

In this section, the vector-host model as well as the necessary differential equations to describe the transmission of HAT from tsetse fly to human and vice versa are developed. The transmission of HAT in the human population is modelled using four subclasses: Susceptible  $S_H$ , Exposed  $E_H$ , Infectious  $I_H$ , and Recovered  $R_H$ . The total human population,  $N_H$ , is thus defined by

$$N_H = S_H + E_H + I_H + R_H. \quad (1)$$

The transmission of HAT in the vector (tsetse flies) population is also divided into Susceptible ( $S_V$ ), Exposed ( $E_V$ ), and Infectious ( $I_V$ ). The total population of the tsetse flies,  $N_V$ , is also defined by

$$N_V = S_V + E_V + I_V. \quad (2)$$

We assume a constant population for both host and vector. It is also assumed that the tsetse fly cannot recover from the disease and the infected tsetse fly remains infectious throughout the rest of its life; there is no disease-induced death rate for tsetse flies and the recruitment rates are assumed to be constant due to birth and immigration.

In our model, the recruitment rate of hosts and vectors are represented by  $\pi_H$  and  $\pi_V$ , respectively. The susceptible host gets the disease when bitten by infectious tsetse fly, and susceptible tsetse fly gets the disease when it bites an infectious human at the rate  $a$ . The natural mortality rate for humans and vectors are represented by  $\mu_H$  and  $\mu_V$ , respectively. The parameter  $\omega$  represents the disease-induced death rate for humans, while  $\xi_H$  and  $\xi_V$  are the force of infection for humans and vectors, respectively. The parameter  $\sigma$  represents per capita rate of a vector becoming infectious, and the rest of the parameters are explained in Table 1. Assuming that the transmission per bite from infectious tsetse fly to human is  $a$ , then the rate of infection per susceptible human is given by

$$\xi_H = \frac{ap_H I_V}{N_V}, \quad (3)$$

and also if we further assume that  $a$  is the tsetse-fly biting rate, that is, the average number of bites per tsetse fly per unit, then the rate of infection per susceptible tsetse fly can be represented by

$$\xi_V = \frac{ap_V I_H}{N_H}. \quad (4)$$

From the model diagram in Figure 1, the following differential equations are derived:

$$\left\{ \begin{array}{l} \frac{dS_H}{dt} = \pi_H N_H + \rho R_H - \frac{ap_H I_V}{N_V} S_H - \mu_H S_H, \\ \frac{dE_H}{dt} = \frac{ap_H I_V}{N_V} S_H - \varepsilon E_H - \mu_H E_H, \\ \frac{dI_H}{dt} = \varepsilon E_H - \mu_H I_H - \omega I_H - \tau I_H, \\ \frac{dR_H}{dt} = \tau I_H - \rho R_H - \mu_H R_H, \\ \frac{dS_V}{dt} = \pi_V N_V - \mu_V S_V - \frac{ap_V I_H}{N_H} S_V, \\ \frac{dE_V}{dt} = \frac{ap_V I_H}{N_H} S_V - \mu_V E_V - \sigma E_V, \\ \frac{dI_V}{dt} = \sigma E_V - \mu_V I_V. \end{array} \right. \quad (5)$$

TABLE 1: The description of model variables and parameters.

Variable	Description
$s_h$	Susceptible human population
$s_v$	Susceptible tsetse fly population
$e_h$ and $e_v$	Exposed human and tsetse fly population, respectively
$i_h$ and $i_v$	Infectious human and tsetse population, respectively
$r_h$	Recovered human population
Parameter	Description
$\pi_h$	Recruitment rate for human population
$\pi_v$	Recruitment rate for tsetse fly population
$p_h$	Proportion of bites by the infectious vector on susceptible human population
$p_v$	Proportion of bites by susceptible vector on an infectious human population
$a$	The biting rate of the tsetse flies
$\sigma$	Per capita rate of a vector becoming infectious
$\varepsilon$	Per capita rate of human becoming infectious
$\omega$	Disease induced death rate
$\rho$	The rate at which the recovered human can become susceptible again
$\tau$	Recovery rate
$\mu$	Natural death rate
$\xi_h$	Force of infection for human population
$\xi_v$	Force of infection for tsetse flies

From system (5), the dimensionless technique is used to derive another equivalent differential equation; we denote  $s_h = (S_H/N_H)$ ,  $e_h = (E_H/N_H)$ ,  $i_h = (I_H/N_H)$ ,  $r_h = (R_H/N_H)$ ,  $s_v = (S_V/N_V)$ ,  $e_v = (E_V/N_V)$ , and  $i_v = (I_V/N_V)$  and substitute in system (5), to obtain the following new equivalent equations:

$$\left\{ \begin{array}{l} \frac{ds_h}{dt} = \pi_h + \rho r_h - a p_h i_v s_h - \mu_h s_h, \\ \frac{de_h}{dt} = a p_h i_v s_h - \varepsilon e_h - \mu_h e_h, \\ \frac{di_h}{dt} = \varepsilon e_h - \mu_h i_h - \omega i_h - \tau i_h, \\ \frac{dr_h}{dt} = \tau i_h - \rho r_h - \mu_h r_h, \\ \frac{ds_v}{dt} = \pi_v - \mu_v s_v - a p_v i_h s_v, \\ \frac{de_v}{dt} = a p_v i_h s_v - \mu_v e_v - \sigma e_v, \\ \frac{di_v}{dt} = \sigma e_v - \mu_v i_v. \end{array} \right. \quad (6)$$

Table 1 shows the description of the model parameters and variables.

**2.1. Positivity and Boundedness of the Solutions.** In this subsection, we show that system (6) is epidemiologically and mathematically well defined in the positive invariant region:

$$D = \left\{ (s_h, e_h, i_h, r_h, s_v, e_v, i_v) \in \mathbb{R}_+^7 : n_h \leq \frac{\pi_h}{\mu_h}; n_v \leq \frac{\pi_v}{\mu_v} \right\}. \quad (7)$$

**Theorem 1.** *There exists a domain  $D$  in which the solution  $(s_h, e_h, i_h, r_h, s_v, e_v, i_v)$  is contained and bounded.*

*Proof.* We provide the proof following the idea by Olaniyi and Obabiyi [9]. Given the solution set  $(s_h, e_h, i_h, r_h, s_v, e_v, i_v)$  with the positive initial conditions  $(s_{h_0}, e_{h_0}, i_{h_0}, r_{h_0}, s_{v_0}, e_{v_0}, i_{v_0})$ , we define

$$\begin{aligned} n_h(s_h, e_h, i_h, r_h) &= s_h(t) + e_h(t) + i_h(t) + r_h(t) \text{ and} \\ n_v(s_v, e_v, i_v) &= s_v(t) + e_v(t) + i_v(t). \end{aligned} \quad (8)$$

The derivatives of  $n_h$  and  $n_v$  with respect to time along the solution of system (6) for human and tsetse flies, respectively, are obtained by

$$\begin{aligned} n_h' &= \frac{ds_h}{dt} + \frac{de_h}{dt} + \frac{di_h}{dt} + \frac{dr_h}{dt} \\ &= \pi_h - (s_h + e_h + i_h + r_h)\mu_h - \omega i_h \\ &= \pi_h - n_h \mu_h \\ n_v' &= \frac{ds_v}{dt} + \frac{de_v}{dt} + \frac{di_v}{dt} \\ &= \pi_v - (s_v + e_v + i_v)\mu_v \\ &= \pi_v - n_v \mu_v. \end{aligned} \quad (9)$$

From these differential equations, it follows that  $n_h' \leq \pi_h - \mu_h n_h$  and  $n_v' \leq \pi_v - \mu_v n_v$ . We obtain the solutions as follows:

$$\begin{aligned} n_h &\leq \frac{\pi_h}{\mu_h} (1 - \exp(-\mu_h t)) + n_h(s_{h_0}, e_{h_0}, i_{h_0}, r_{h_0}) \exp(-\mu_h t), \\ n_v &\leq \frac{\pi_v}{\mu_v} (1 - \exp(-\mu_v t)) + n_v(s_{v_0}, e_{v_0}, i_{v_0}) \exp(-\mu_v t). \end{aligned} \quad (10)$$

By taking the limits of both  $n_h$  and  $n_v$  above as  $t \rightarrow \infty$ , we obtain  $n_h \leq (\pi_h/\mu_h)$  and  $n_v \leq (\pi_v/\mu_v)$ ; hence, the solutions are contained in the region  $D$ . This implies that all solutions of the human and tsetse fly population are contained in the region  $D$  and are nonnegative; this guarantees that the positive invariant region for system (6) exists and is given by

$$D = \left\{ (s_h, e_h, i_h, r_h, s_v, e_v, i_v) \in \mathbb{R}_+^7 : n_h \leq \frac{\pi_h}{\mu_h}; n_v \leq \frac{\pi_v}{\mu_v} \right\}. \quad (11)$$

### 3. Model Equilibria and Stability Analysis

In this section, we give the model equilibria, the basic reproduction number,  $R_0$ , and the stabilities at both disease-free and endemic equilibrium.

**3.1. Disease-Free Equilibrium (DFE).** The DFE in system (6) is when there are no HAT infections within the human and tsetse fly population. Thus, the existence of the DFE is given by  $E_0 = ((\pi_h/\mu_h), 0, 0, 0, (\pi_v/\mu_v), 0, 0)$ .

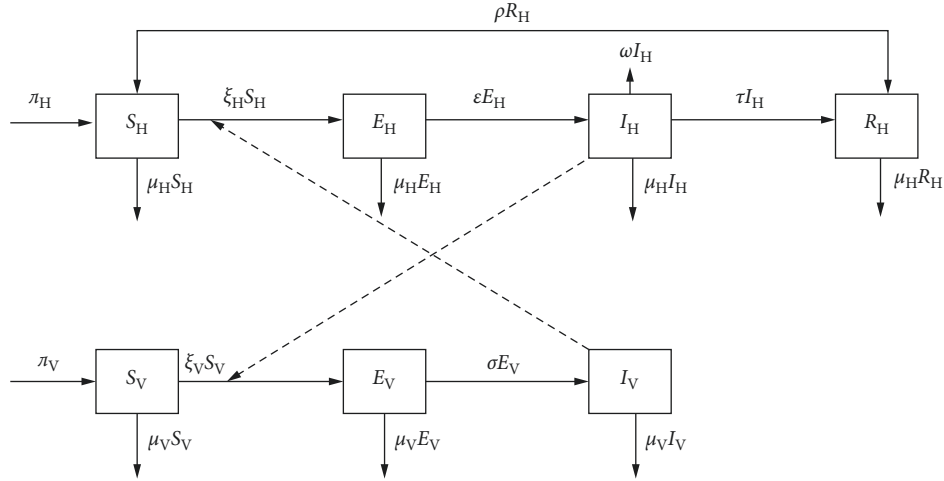


FIGURE 1: Compartmental model for the transmission of human African trypanosomiasis.

3.2. *Endemic Equilibrium (EE)*. The EE is the nontrivial equilibrium point at which the HAT disease persists in both human and tsetse fly population. Thus, the EE is obtained as follows:  $E_* = (s_h^*, e_h^*, i_h^*, r_h^*, s_v^*, e_v^*, i_v^*)$ , where

$$\begin{cases} s_h^* = \frac{[\pi_h(\rho + \mu_h) + \rho\tau i_h^*][\mu_v(\sigma + \mu_v)(ap_v i_h^* + \mu_v)]}{[a^2\sigma p_h p_v \pi_v i_h^* + \mu_v \mu_h(\sigma + \mu_v)(ap_v i_h^* + \mu_v)](\mu_h + \rho)}, \\ e_h^* = \frac{(\omega + \tau + \mu_h)i_h^*}{\varepsilon}, \\ r_h^* = \frac{\tau i_h^*}{\mu_h + \rho}, \\ s_v^* = \frac{\pi_v}{ap_v i_h^* + \mu_v}, \\ e_v^* = \frac{ap_v \pi_v i_h^*}{(\sigma + \mu_v)(ap_v i_h^* + \mu_v)}, \\ i_v^* = \frac{a\sigma p_v \pi_v i_h^*}{(\sigma + \mu_v)(ap_v i_h^* + \mu_v)\mu_v}, \\ i_h^* = \frac{(\rho + \mu_h)[a^2\varepsilon p_h p_v \pi_h \pi_v \sigma - \mu_v^2 \mu_h(\varepsilon + \mu_h)(\sigma + \mu_v)(\mu_h + \tau + \omega)]}{B}, \end{cases} \quad (12)$$

and the term

$$\begin{aligned} B = & (ap_v(a\sigma p_h \pi_v(\varepsilon\rho\omega + \mu_h(\rho(\tau + \omega) + \varepsilon(\rho + \tau + \omega) \\ & + \mu_h(\varepsilon + \rho + \tau + \omega + \mu_h))) + \mu_h(\varepsilon + \mu_h)(\rho + \mu_h) \\ & \cdot (\tau + \omega + \mu_h)\mu_v(\sigma + \mu_v)). \end{aligned} \quad (13)$$

3.3. *Basic Reproduction Number,  $R_0$* . The basic reproduction number,  $R_0$ , is defined as the number of secondary infections caused by one infected host or vector in a completely susceptible population [10]. The *next-generation matrix* approach as done by Van den Driessche and Watmough in [5, 11] is applied to derive

$$\begin{aligned} \mathbb{F} &= \begin{pmatrix} ap_h i_v s_h \\ 0 \\ ap_v i_h s_v \end{pmatrix}, \\ \mathbb{V} &= \begin{pmatrix} \mu_h e_h + \varepsilon e_h \\ -\varepsilon e_h + \mu_h i_h + \omega i_h + \tau i_h \\ \mu_v e_v + \delta e_v \\ -\delta e_v + \mu_v i_v \end{pmatrix}. \end{aligned} \quad (14)$$

By denoting matrix  $F = (\partial\mathbb{F}/\partial x_i)$  and  $V = (\partial\mathbb{V}/\partial x_i)$ , where  $x_i = e_h, i_h, e_v, i_v$ , the spectral radius of the next-generation matrix  $FV^{-1}$  gives the value of  $R_0$ :

$$\begin{aligned} F &= \begin{pmatrix} 0 & 0 & 0 & ap_h s_h \\ 0 & 0 & 0 & 0 \\ 0 & ap_v s_v & 0 & 0 \\ 0 & 0 & 0 & 0 \end{pmatrix}, \\ V &= \begin{pmatrix} \varepsilon + \mu_h & 0 & 0 & 0 \\ -\varepsilon & \mu_h + \omega + \tau & 0 & 0 \\ 0 & 0 & \mu_v + \delta & 0 \\ 0 & 0 & -\delta & \mu_v \end{pmatrix}, \\ FV^{-1} &= \begin{pmatrix} 0 & 0 & \frac{a\delta p_h}{\mu_v(-\delta + \mu_v)} & \frac{-ap_h}{\mu_v} \\ 0 & \frac{ap_v}{\mu_h + \tau + \omega} & 0 & 0 \\ 0 & 0 & 0 & 0 \\ 0 & 0 & 0 & 0 \end{pmatrix}. \end{aligned} \quad (15)$$

The spectral radius  $\sigma(FV^{-1})$  gives

$$R_0 = \sigma(FV^{-1}) = \sqrt{\frac{a^2 \varepsilon p_h p_v \pi_h \pi_v \sigma}{\mu_v^2 \mu_h (\varepsilon + \mu_h) (\sigma + \mu_v) (\mu_h + \tau + \omega)}}. \quad (16)$$

One infected human in a population of susceptible vectors will cause  $R_v$  infected vectors; likewise, one infected vector in a population will cause  $R_h$  infected humans [5]. Therefore, the basic reproduction number can be rewritten as  $R_0 = \sqrt{R_h R_v}$ , where  $R_h = (a \varepsilon p_h \pi_h / \mu_h (\mu_h + \varepsilon) (\mu_h + \tau + \omega))$  and  $R_v = (\sigma a p_v \pi_v / \mu_v^2 (\sigma + \mu_v))$ . Thus,  $R_0$  can also be defined as the square root of the product of the number of infected humans in the susceptible population caused by one infected tsetse fly in its infectious lifetime and the number of infected tsetse

flies caused by one infected human during the infectious period [12].

### 3.4. Local Stability of Disease-Free Equilibrium (DFE)

**Theorem 2.** *If  $R_0 \leq 1$ , the DFE given by  $E_0$  is locally asymptotically stable in the region defined by (7), and it is unstable when  $R_0 > 1$ .*

*Proof.* The DFE is locally stable if all eigenvalues of Jacobian matrix  $J_{E_0}$  are negative. The matrix has all eigenvalues negative only if the trace of  $J_{E_0} < 0$  and determinant of  $J_{E_0} > 0$ . By linearizing system (6) around  $E_0$ , we obtain the following Jacobian matrix:

$$J_{E_0} = \begin{pmatrix} -\mu_h & 0 & 0 & \rho & 0 & 0 & -a p_h s_h \\ 0 & -(\varepsilon + \mu_h) & 0 & 0 & 0 & 0 & a p_h s_h \\ 0 & \varepsilon & -(\omega + \tau + \mu_h) & 0 & 0 & 0 & 0 \\ 0 & 0 & \tau & -(\rho + \mu_h) & 0 & 0 & 0 \\ 0 & 0 & -a p_v s_v & 0 & -\mu_v & 0 & 0 \\ 0 & 0 & a p_v s_v & 0 & 0 & -(\sigma + \mu_v) & 0 \\ 0 & 0 & 0 & 0 & 0 & \sigma & -\mu_v \end{pmatrix}. \quad (17)$$

The trace of matrix  $J_{E_0}$  is such that

$$\begin{aligned} \text{tr}(J_{E_0}) &= -(\mu_h + \varepsilon + \mu_h + \mu_h + \omega + \tau + \rho + \mu_h \\ &\quad + \mu_v + \sigma + \mu_v + \mu_v) \\ &= -(4\mu_h + 3\mu_v + \varepsilon + \omega + \tau + \rho + \sigma) < 0. \end{aligned} \quad (18)$$

Using the basic properties of matrix algebra as in [13], it is clear that the eigenvalues  $\lambda_1 = -\mu_h$  and  $\lambda_2 = -\mu_v$  of the matrix  $J_{E_0}$  have negative real parts. The reduced matrix is

$$J_{E_1} = \begin{pmatrix} -(\varepsilon + \mu_h) & 0 & 0 & 0 & a p_h s_h \\ \varepsilon & -(\omega + \tau + \mu_h) & 0 & 0 & 0 \\ 0 & \tau & -(\rho + \mu_h) & 0 & 0 \\ 0 & a p_v s_v & 0 & -(\sigma + \mu_v) & 0 \\ 0 & 0 & 0 & \sigma & -\mu_v \end{pmatrix}. \quad (19)$$

From matrix  $J_{E_1}$ , the eigenvalue  $\lambda_3 = -(\rho + \mu_h)$  has negative real part. The remaining matrix is further reduced by using the reduction techniques, and we obtain

$$J_{E_2} = \begin{pmatrix} -(\varepsilon + \mu_h) & 0 & 0 & a p_h s_h \\ 0 & -(\omega + \tau + \mu_h) & 0 & \frac{a p_h s_h \varepsilon}{\varepsilon + \mu_h} \\ 0 & a p_v s_v & -(\sigma + \mu_v) & 0 \\ 0 & 0 & \sigma & -\mu_v \end{pmatrix}. \quad (20)$$

Using the properties of matrix algebra, the matrix  $J_{E_2}$  has eigenvalue  $-(\varepsilon + \mu_h)$  which has negative real part. We further reduce to a  $2 \times 2$  matrix by using the same reduction techniques. The matrix is

$$J_{E_3} = \begin{pmatrix} -(\omega + \tau + \mu_h) & \frac{a p_h s_h \varepsilon}{\varepsilon + \mu_h} \\ \frac{a p_v s_v \sigma}{\sigma + \mu_v} & -\mu_v \end{pmatrix}. \quad (21)$$

From the reduced  $2 \times 2$  matrix, the trace is negative and the determinant is

$$\begin{aligned} \text{Det}(J_{E_3}) &= (\omega + \tau + \mu_h) \mu_v - \frac{a p_h s_h \varepsilon}{\varepsilon + \mu_h} \times \frac{a p_v s_v \sigma}{\sigma + \mu_v} \\ &= (\omega + \tau + \mu_h) \mu_v \left[ 1 - \frac{a^2 \varepsilon p_h p_v \pi_h \pi_v \sigma}{\mu_v^2 \mu_h (\varepsilon + \mu_h) (\sigma + \mu_v) (\mu_h + \tau + \omega)} \right]. \end{aligned} \quad (22)$$

Since

$$R_0 = \sqrt{\frac{a^2 \varepsilon p_h p_v \pi_h \pi_v \sigma}{\mu_v^2 \mu_h (\varepsilon + \mu_h) (\sigma + \mu_v) (\mu_h + \tau + \omega)}}, \quad (23)$$

then, by letting  $R_T = (a^2 \varepsilon p_h p_v \pi_h \pi_v \sigma / \mu_v^2 \mu_h (\varepsilon + \mu_h) (\sigma + \mu_v) (\mu_h + \tau + \omega))$ , we find our determinant as

$$\text{Det}(J_{E_3}) = (\omega + \tau + \mu_h) \mu_v [1 - R_T]. \quad (24)$$

The value of  $R_T$  can be seen to be positive because all the parameters are positive. As a result, the determinant in (24)

is positive if and only if  $R_T < 1$ . Therefore, the DFE is locally stable if  $R_T \leq 1$ .

**3.5. Global Stability of Disease-Free Equilibrium (DFE).** To show that the DFE is globally stable, we apply Lyapunov's theorem in [5].

**Theorem 3.** *The DFE defined by  $E_0$  is globally asymptotically stable in the region defined by (7) if  $R_0 \leq 1$ . Otherwise unstable if  $R_0 > 1$ .*

*Proof.* We define Lyapunov's function as

$$V = k_1 \left( s_h - s_{h_0} - s_{h_0} \ln \frac{s_h}{s_{h_0}} \right) + k_2 e_h + k_3 i_h \quad (25)$$

$$+ k_4 \left( s_v - s_{v_0} - s_{v_0} \ln \frac{s_v}{s_{v_0}} \right) + k_5 e_v + k_6 i_v,$$

satisfying system (6), where  $k_1, k_2, k_3, k_4, k_5, k_6 > 0$  are to be determined and  $s_{h_0} = (\pi_h/\mu_h)$  and  $s_{v_0} = (\pi_v/\mu_v)$ . We first show that  $V > 0$  for all  $E \neq ((\pi_h/\mu_h), 0, 0, 0, (\pi_v/\mu_v), 0, 0)$ . It is enough to check that

$$k_1 s_{h_0} \left( \frac{s_h}{s_{h_0}} - 1 - \ln \frac{s_h}{s_{h_0}} \right) > 0, \quad (26)$$

$$k_4 s_{v_0} \left( \frac{s_v}{s_{v_0}} - 1 - \ln \frac{s_v}{s_{v_0}} \right) > 0.$$

The function  $g(m) = m - 1 - \ln m$  such that  $m = (s_h/s_{h_0}) = (s_v/s_{v_0})$  has minimum value equal to zero when  $m = 1$ ; hence,  $g(m) > 0$  for all  $m > 0$ . Thus, Lyapunov's function  $V > 0$ . The function  $V$  is radially unbounded because as  $|m| \rightarrow \infty$ , the function  $g(m) \rightarrow \infty$ . We now take the derivative of  $V$  with respect to time and use system (6) to replace the derivatives in the right hand side such that

$$V' = k_1 \left( 1 - \frac{s_{h_0}}{s_h} \right) \frac{ds_h}{dt} + k_2 \frac{de_h}{dt} + k_3 \frac{di_h}{dt} + k_4 \left( 1 - \frac{s_{v_0}}{s_v} \right) \frac{ds_v}{dt}$$

$$+ k_5 \frac{de_v}{dt} + k_6 \frac{di_v}{dt},$$

$$= k_1 \left( 1 - \frac{s_{h_0}}{s_h} \right) [\pi_h + \rho r_h - a p_h i_v s_h - \mu_h s_h]$$

$$+ k_2 [a p_h i_v s_h - \epsilon e_h - \mu_h e_h]$$

$$+ k_3 [\epsilon e_h - \mu_h i_h - \omega i_h - \tau i_h]$$

$$+ k_4 \left( 1 - \frac{s_{v_0}}{s_v} \right) [\pi_v - \mu_v s_v - a p_v i_h s_v]$$

$$+ k_5 [a p_v i_h s_v - \mu_v e_v - \sigma e_v] + k_6 [\sigma e_v - \mu_v i_v],$$

$$= 2k_1 \pi_h - a p_h s_h k_1 i_v + \rho r_h k_1 - k_1 \mu_h s_h$$

$$- k_1 \frac{\pi_h^2}{\mu_h s_h} + \frac{a p_h \pi_h i_v}{\mu_h} k_1 - \frac{\pi_h \rho r_h}{\mu_h s_h} k_1 + k_2 a p_h s_h i_v$$

$$- k_2 (\epsilon + \mu_h) e_h + k_3 \epsilon e_h - k_3 (\tau + \mu_h + \omega) i_h$$

$$+ 2k_4 \pi_v - k_4 a p_v s_v i_h - \mu_v s_v k_4 - \frac{\pi_v^2}{\mu_v s_v} k_4$$

$$+ \frac{a p_v i_h \pi_v}{\mu_v} k_4 - k_5 (\mu_v + \sigma) e_v$$

$$+ k_5 a p_v s_v i_h + k_6 \sigma e_v - k_6 \mu_v i_v. \quad (27)$$

The terms with  $r_h$  are ignored because if  $s_h, e_h, i_h$  are globally stable, then  $r_h \rightarrow 0$  at any time  $t$  and the DFE for system (6) is globally stable. Taking  $k_1 = k_2 = (1/\mu_h + \epsilon)$ ,  $k_4 = k_5 = (1/\mu_v + \sigma)$ ,  $k_3 = (1/\epsilon)$ , and  $k_6 = (1/\sigma)$ , the derivative of  $V$  with respect to time becomes

$$V' = -\frac{\pi_h}{\mu_h + \epsilon} \left( \frac{\pi_h}{\mu_h s_h} + \frac{\mu_h s_h}{\pi_h} - 2 \right) - \frac{(\tau + \mu_h + \omega)}{\epsilon} i_h$$

$$+ \frac{a p_h \pi_h}{(\mu_h + \epsilon) \mu_h} i_v - \frac{\pi_v}{\mu_v + \sigma} \left( \frac{\pi_v}{\mu_v s_v} + \frac{\mu_v s_v}{\pi_v} - 2 \right)$$

$$- \frac{\mu_v}{\sigma} i_v + \frac{a p_v \pi_v}{\mu_v (\mu_v + \sigma)} i_h$$

$$= -\left[ \frac{\pi_h}{\mu_h + \epsilon} \left( \frac{\pi_h}{\mu_h s_h} + \frac{\mu_h s_h}{\pi_h} - 2 \right) + \frac{\pi_v}{\mu_v + \sigma} \left( \frac{\pi_v}{\mu_v s_v} + \frac{\mu_v s_v}{\pi_v} - 2 \right) \right]$$

$$+ \frac{(\tau + \mu_h + \omega)}{\epsilon} \left( \frac{\epsilon a p_v \pi_v}{\mu_v (\sigma + \mu_v) (\mu_h + \tau + \omega)} - 1 \right) i_h$$

$$+ \frac{\mu_v}{\sigma} \left( \frac{a \sigma p_h \pi_h}{\mu_v \mu_h (\mu_h + \epsilon)} - 1 \right) i_v$$

$$= -\left[ \frac{\pi_h}{\mu_h + \epsilon} \left( \frac{\pi_h}{\mu_h s_h} + \frac{\mu_h s_h}{\pi_h} - 2 \right) + \frac{\pi_v}{\mu_v + \sigma} \left( \frac{\pi_v}{\mu_v s_v} + \frac{\mu_v s_v}{\pi_v} - 2 \right) \right]$$

$$+ \frac{(\tau + \mu_h + \omega)}{\epsilon} (R_v - 1) i_h + \frac{\mu_v}{\sigma} (R_h - 1) i_v. \quad (28)$$

The terms  $((\pi_h/\mu_h s_h) + (\mu_h s_h/\pi_h) - 2)$  and  $((\pi_v/\mu_v s_v) + (\mu_v s_v/\pi_v) - 2)$  are positive because if we suppose  $m = (\pi_h/\mu_h s_h) = (\pi_v/\mu_v s_v)$ , we have  $m + (1/m) - 2 = (m^2 - 2m + 1/m) = ((m-1)^2/m) > 0$  for all  $m > 1$  and since  $R_v \leq 1$  and  $R_h \leq 1$ , then  $V'$  is negative. Thus, we have  $V' < 0$  for all  $E_0 \neq ((\pi_h/\mu_h), 0, 0, 0, (\pi_v/\mu_v), 0, 0)$ .

Thus, the largest compact invariant set in  $D$  is the singleton set  $E_0$ . Hence, system (6) is globally asymptotically stable.

### 3.6. Local Stability of Endemic Equilibrium (EE)

**Theorem 4.** *The unique endemic equilibrium defined by  $E^*$  is locally asymptotically stable in the region defined by (7) if  $R_0 > 1$ , but is unstable if  $R_0 \leq 1$ .*

*Proof.* We give the proof of this theorem based on the approach used by Olaniyi and Obabiyi [9, 14]. From the EE points defined in (12), since all values are positive, we express the value of  $i_h^*$  in terms of  $R_0$  to obtain

$$\begin{aligned} i_h^* &= \frac{\mu_v^2 \mu_h (\varepsilon + \mu_h) (\rho + \mu_h) (\sigma + \mu_v) (\mu_h + \tau + \omega)}{B} \\ &\cdot \left[ \frac{a^2 \varepsilon p_h p_v \pi_h \pi_v \sigma}{\mu_v^2 \mu_h (\varepsilon + \mu_h) (\sigma + \mu_v) (\mu_h + \tau + \omega)} - 1 \right] \\ &= \frac{\mu_v^2 \mu_h (\varepsilon + \mu_h) (\rho + \mu_h) (\sigma + \mu_v) (\mu_h + \tau + \omega)}{B} [R_0^2 - 1], \end{aligned} \quad (29)$$

where

$$\begin{aligned} B &= (a p_v (a \sigma p_h \pi_v (\varepsilon \rho \omega + \mu_h (\rho (\tau + \omega) + \varepsilon (\rho + \tau + \omega) \\ &\quad + \mu_h (\varepsilon + \rho + \tau + \omega + \mu_h))) + \mu_h (\varepsilon + \mu_h) (\rho + \mu_h) \\ &\quad \cdot (\tau + \omega + \mu_h) \mu_v (\sigma + \mu_v))). \end{aligned} \quad (30)$$

Since the basic reproduction number  $R_0 = \sqrt{(a^2 \varepsilon p_h p_v \pi_h \pi_v \sigma / \mu_v^2 \mu_h (\varepsilon + \mu_h) (\sigma + \mu_v) (\mu_h + \tau + \omega))}$ , if we let

$$R_T = \frac{a^2 \varepsilon p_h p_v \pi_h \pi_v \sigma}{\mu_v^2 \mu_h (\varepsilon + \mu_h) (\sigma + \mu_v) (\mu_h + \tau + \omega)}, \quad (31)$$

then we can find  $i_h^*$  as

$$i_h^* = \frac{\mu_v^2 \mu_h (\varepsilon + \mu_h) (\rho + \mu_h) (\sigma + \mu_v) (\mu_h + \tau + \omega)}{B} [R_T - 1]. \quad (32)$$

The value of  $B$  is clearly positive because all parameters are positive. Hence,  $i_h^* > 0$  if and only if  $R_T > 1$ , implying that the EE is locally asymptotically stable if  $R_T > 1$ .

**3.7. Global Stability of Endemic Equilibrium (EE).** To show the global stability of the EE, we use Lyapunov's theorem together with the following lemma.

**Lemma 1.** *Suppose that  $y_1, y_2, \dots, y_n$  are  $n$  positive numbers. Then, their arithmetic mean is greater than or equal to the geometric mean, that is  $(y_1 + y_2 + \dots + y_n/n) \geq (y_1 y_2 \dots y_n)^{1/n}$ .*

**Theorem 5.** *The EE defined by  $E^*$  is globally asymptotically stable if  $R_0 > 1$ , otherwise unstable.*

*Proof.* The proof is based on the idea as explained by Martcheva [5]. We define Lyapunov's function as

$$\begin{aligned} V &= k_1 \left( s_h - s_h^* - s_h^* \ln \frac{s_h}{s_h^*} \right) + k_2 \left( e_h - e_h^* - e_h^* \ln \frac{e_h}{e_h^*} \right) \\ &\quad + k_3 \left( i_h - i_h^* - i_h^* \ln \frac{i_h}{i_h^*} \right) + k_4 \left( s_v - s_v^* - s_v^* \ln \frac{s_v}{s_v^*} \right) \\ &\quad + k_5 \left( e_v - e_v^* - e_v^* \ln \frac{e_v}{e_v^*} \right) + k_6 \left( i_v - i_v^* - i_v^* \ln \frac{i_v}{i_v^*} \right), \end{aligned} \quad (33)$$

satisfying system (6) with  $k_1, k_2, k_3, k_4, k_5, k_6 > 0$  to be determined. The function  $V$  is nonnegative for all  $(s_h, e_h, i_h, r_h, s_v, e_v, i_v) \neq (s_h^*, e_h^*, i_h^*, r_h^*, s_v^*, e_v^*, i_v^*)$  and radially unbounded.

We need to prove that  $V' < 0$  for all  $(s_h, e_h, i_h, r_h, s_v, e_v, i_v) \neq (s_h^*, e_h^*, i_h^*, r_h^*, s_v^*, e_v^*, i_v^*)$ . We find the derivative of  $V$  with respect to time and replace the derivatives  $s_h', e_h', i_h', r_h', s_v', e_v', i_v'$  with system (6). We also ignore the  $r_h$  terms because if  $s_h, e_h, i_h$  are globally stable, then  $r_h \rightarrow 0$  at any time  $t$  and EE is globally stable:

$$\begin{aligned} V' &= k_1 \left( 1 - \frac{s_h^*}{s_h} \right) [\pi_h - a p_h i_v s_h - \mu_h s_h] + k_2 \left( 1 - \frac{e_h^*}{e_h} \right) \\ &\quad \cdot [a p_h i_v s_h - (\mu_h + \varepsilon) e_h] + k_3 \left( 1 - \frac{i_h^*}{i_h} \right) \\ &\quad \cdot [\varepsilon e_h - (\omega + \tau + \mu_h) i_h] + k_4 \left( 1 - \frac{s_v^*}{s_v} \right) \\ &\quad \cdot [\pi_v - a p_v i_h s_v - \mu_v s_v] + k_5 \left( 1 - \frac{e_v^*}{e_v} \right) \\ &\quad \cdot [a p_v i_h s_v - (\mu_v + \sigma) e_v] + k_6 \left( 1 - \frac{i_v^*}{i_v} \right) [\sigma e_v - \mu_v i_v]. \end{aligned} \quad (34)$$

We now substitute  $\pi_h = a p_h i_v^* s_h^* + \mu_h s_h^*$  and  $\pi_v = a p_v i_h^* s_v^* + \mu_v s_v^*$  at the endemic equilibrium and then simplify and put similar terms together to obtain

$$\begin{aligned} V' &= -k_1 \frac{(s_h - s_h^*)^2 \mu_h}{s_h} + k_1 a p_h i_v^* s_h^* - k_1 a p_h i_v s_h - k_1 a p_h \frac{s_h^2 i_v^*}{s_h} \\ &\quad + k_1 a p_h i_v s_h^* + k_2 a p_h s_h i_v - k_2 (\varepsilon + \mu_h) e_h - k_2 a p_h s_h i_v \frac{e_h^*}{e_h} \\ &\quad + k_2 (\varepsilon + \mu_h) e_h^* + k_3 \varepsilon e_h - k_3 (\omega + \tau + \mu_h) i_h^* - k_3 \varepsilon e_h \frac{i_h^*}{i_h} \\ &\quad + k_3 (\omega + \tau + \mu_h) i_h^* - k_4 \frac{(s_v - s_v^*)^2 \mu_v}{s_v} + k_4 a p_v i_h^* s_v^* \\ &\quad - k_4 a p_v i_h s_v - k_4 a p_v \frac{s_v^2 i_h^*}{s_v} + k_4 a p_v i_h s_v^* + k_5 a p_v s_v i_h \\ &\quad - k_5 (\sigma + \mu_v) e_v - k_5 a p_v s_v i_h \frac{e_v^*}{e_v} + k_5 (\sigma + \mu_v) e_v^* + k_6 \sigma e_v \\ &\quad - k_6 \mu_v i_v^* - k_6 \sigma e_v \frac{i_v^*}{i_v} + k_6 \mu_v i_v^*. \end{aligned} \quad (35)$$

We suppose  $k_1 = k_2$  and  $k_4 = k_5$  and multiply and divide the same equilibrium value to some of the fractions to obtain

$$\begin{aligned}
V' = & -k_1 \frac{(s_h - s_h^*)^2 \mu_h}{s_h} + k_1 a p_h i_v^* s_h^* - k_1 a p_h \frac{s_h^{*2} i_v^*}{s_h} + k_1 a p_h i_v^* s_h^* \\
& - k_2 (\varepsilon + \mu_h) e_h - k_2 a p_h s_h i_v \frac{e_h^* s_h^* i_v^*}{s_h^* i_v^* e_h} + k_2 (\varepsilon + \mu_h) e_h^* \\
& + k_3 \varepsilon e_h - k_3 (\omega + \tau + \mu_h) i_h - k_3 \varepsilon e_h \frac{i_h^* e_h^*}{i_h e_h^*} \\
& + k_3 (\omega + \tau + \mu_h) i_h^* - k_4 \frac{(s_v - s_v^*)^2 \mu_v}{s_v} + k_4 a p_v i_h^* s_v^* \\
& - k_4 a p_v \frac{s_v^{*2} i_h^*}{s_v} + k_4 a p_v i_h s_v^* - k_5 (\sigma + \mu_v) e_v \\
& - k_5 a p_v s_v i_h \frac{e_v^* s_v^* i_h^*}{s_v^* i_h^* e_v} + k_5 (\sigma + \mu_v) e_v^* + k_6 \sigma e_v - k_6 \mu_v i_v^* \\
& - k_6 \sigma e_v \frac{e_v^* i_v^*}{i_v e_v^*} + k_6 \mu_v i_v^*.
\end{aligned} \tag{36}$$

We choose  $k_3 = k_2 (\mu_h + \varepsilon/\varepsilon)$  such that  $k_3 (\omega + \tau + \mu_h) i_h^* = k_2 (\varepsilon + \mu_h) e_h^*$  and choose  $k_6 = k_5 (\mu_h + \sigma/\sigma)$  such that  $k_6 \mu_v i_v^* = k_5 (\sigma + \mu_v) e_v^*$ . Now,  $a p_h s_h^* i_v^* = (\mu_h + \varepsilon) e_h^*$  and  $a p_v s_v^* i_h^* = (\mu_v + \sigma) e_v^*$  because  $k_1 = k_2$  and  $k_4 = k_5$ , respectively. We now obtain

$$\begin{aligned}
V' = & -k_1 \frac{(s_h - s_h^*)^2 \mu_h}{s_h} + k_1 a p_h i_v^* s_h^* \left[ 3 - \frac{s_h^*}{s_h} - \frac{e_h^* i_v s_h}{s_h^* e_h i_v^*} - \frac{e_h i_h^*}{i_h e_h^*} \right] \\
& + k_1 a p_h i_v s_h^* - k_3 (\omega + \tau + \mu_h) i_h + [k_3 \varepsilon - k_2 (\varepsilon + \mu_h)] e_h \\
& - k_4 \frac{(s_v - s_v^*)^2 \mu_v}{s_v} + k_4 a p_v i_h^* s_v^* \left[ 3 - \frac{s_v^*}{s_v} - \frac{e_v^* i_h s_v}{s_v^* e_v i_h^*} - \frac{e_v i_v^*}{i_v e_v^*} \right] \\
& + k_4 a p_v i_h s_v^* - k_6 \mu_v i_v + [k_6 \sigma - k_5 (\sigma + \mu_v)] e_v.
\end{aligned} \tag{37}$$

Suppose  $k_6 = (k_1 a p_h s_h^* / \mu_v)$  and  $k_3 = (k_4 a p_v s_v^* / \omega + \tau + \mu_h)$ . We then substitute and simplify to get

$$\begin{aligned}
V' = & -k_1 \frac{(s_h - s_h^*)^2 \mu_h}{s_h} + k_1 a p_h i_v^* s_h^* \left[ 3 - \frac{s_h^*}{s_h} - \frac{e_h^* i_v s_h}{s_h^* e_h i_v^*} - \frac{e_h i_h^*}{i_h e_h^*} \right] \\
& - k_4 \frac{(s_v - s_v^*)^2 \mu_v}{s_v} + k_4 a p_v i_h^* s_v^* \left[ 3 - \frac{s_v^*}{s_v} - \frac{e_v^* i_h s_v}{s_v^* e_v i_h^*} - \frac{e_v i_v^*}{i_v e_v^*} \right].
\end{aligned} \tag{38}$$

From Lemma 1, the terms

$$\begin{aligned}
& k_1 a p_h i_v^* s_h^* \left[ 3 - \frac{s_h^*}{s_h} - \frac{e_h^* i_v s_h}{s_h^* e_h i_v^*} - \frac{e_h i_h^*}{i_h e_h^*} \right], \\
& k_4 a p_v i_h^* s_v^* \left[ 3 - \frac{s_v^*}{s_v} - \frac{e_v^* i_h s_v}{s_v^* e_v i_h^*} - \frac{e_v i_v^*}{i_v e_v^*} \right] \leq 0.
\end{aligned} \tag{39}$$

Therefore,  $V' < 0$  for all  $(s_h, e_h, i_h, r_h, s_v, e_v, i_v) \neq (s_h^*, e_h^*, i_h^*, r_h^*, s_v^*, e_v^*, i_v^*)$ , implying that the endemic equilibrium is globally asymptotically stable if  $R_0 > 1$ .

## 4. Analysis of Optimal Control Model

In this section, we formulate the optimal control model by modifying system (6) to an optimal control problem. We thus define some linear functions  $c_i(t) = 1$ , for  $i = 1, 2, 3$ . It is important to note that controls are fully effective when  $c_i(t) = 1$  and not effective when  $c_i(t) = 0$ . The forces of infection  $\xi_h$  and  $x_{i_v}$ , which correspond to the human and vector population, respectively, are reduced by the factor  $(1 - c_1)$ , where  $c_1$  measures the level of success obtained due to the effort of educating people on the dangers of exposing their skin, and encouraging them to wear long sleeves and long pants during the day to minimize tsetse fly-human contacts. The factor  $c_2$  represents the effort of treatment to control the disease, and the factor  $c_3$  also represents the effort of using insecticides to ensure that the breeding sites of the tsetse fly are minimized. Hence, taking into account the assumptions and extensions made, we try to find the most effective strategy that reduces the HAT infection in the population at a very minimum cost. With the use of bounded Lebesgue measurable control, we define the objective function to be minimized as

$$\begin{aligned}
J(c_1, c_2, c_3) = & \int_0^{t_F} (M_1 e_h + M_2 i_h + M_3 e_v + M_4 i_v \\
& + \frac{1}{2} k_1 c_1^2 + \frac{1}{2} k_2 c_2^2 + \frac{1}{2} k_3 c_3^2) dt.
\end{aligned} \tag{40}$$

Thus, the dynamics of the controls that minimizes the objective function is given by

$$\begin{cases} \frac{ds_h}{dt} = \pi_h + \rho r_h - (1 - c_1) a p_h i_v s_h - \mu_h s_h, \\ \frac{de_h}{dt} = (1 - c_1) a p_h i_v s_h - \varepsilon e_h - \mu_h e_h, \\ \frac{di_h}{dt} = \varepsilon e_h - \mu_h i_h - \omega i_h - c_2 \tau i_h, \\ \frac{dr_h}{dt} = c_2 \tau i_h - \rho r_h - \mu_h r_h, \\ \frac{ds_v}{dt} = \pi_v - c_3 \mu_v s_v - (1 - c_1) a p_v i_h s_v, \\ \frac{de_v}{dt} = (1 - c_1) a p_v i_h s_v - c_3 \mu_v e_v - \sigma e_v, \\ \frac{di_v}{dt} = \sigma e_v - c_3 \mu_v i_v, \end{cases} \tag{41}$$

subject to the initial conditions  $s_h \geq 0, e_h \geq 0, i_h \geq 0, r_h \geq 0, s_v \geq 0, e_v \geq 0$ , and  $i_v \geq 0$ . The associated effective reproduction number for (41) denoted by  $R_E$  is obtained as

$$R_E = \sqrt{\frac{a^2 \varepsilon (1 - c_1)^2 p_h \pi_h \pi_v \sigma}{c_3 \mu_h (\varepsilon + \mu_h) \mu_v^2 (\sigma + c_3 \mu_v) (\mu_h + c_2 \tau + \omega)}} = \sqrt{R_C}. \tag{42}$$



The goal is to minimize the exposed and infectious human populations ( $e_h, i_h$ ), the exposed and infectious vector populations ( $e_v, i_v$ ), and the cost of implementing the control by the use of possible  $c_i$ ,  $i = 1, 2, 3$ . The functional objective includes the social cost which relates to the resources that are needed for educating people on personal protection  $(1/2)k_1c_1^2$ , the application of treatment  $(1/2)k_2c_2^2$ , and spraying of tsetse fly operations  $(1/2)k_3c_3^2$ . The quantities  $M_1$  and  $M_2$ , respectively, represent the associated cost with minimizing the exposed and infected human population, while  $M_3$  and  $M_4$  also represent the cost associated with minimizing the exposed and infected vectors, respectively. The quantity  $t_F$  is the time period of intervention. As explained in [15], the costs corresponding to  $M_1e_h, M_2i_h, M_3e_v$ , and  $M_4i_v$  are linear, while the cost control functions  $(1/2)k_1c_1^2$ ,  $(1/2)k_2c_2^2$ , and  $(1/2)k_3c_3^2$  should be nonlinear and take a quadratic form. Therefore, we seek to minimize the objective function over the given time interval  $[0, t_F]$ . Pontryagin's maximum principle is used to solve this optimal control problem and the derivation of the necessary conditions. The Lagrangian of the optimal control problem is given by

$$L = \left( M_1e_h + M_2i_h + M_3e_v + M_4i_v + \frac{1}{2}k_1c_1^2 + \frac{1}{2}k_2c_2^2 + \frac{1}{2}k_3c_3^2 \right). \quad (43)$$

To determine the Lagrangian minimum value, we define the Hamiltonian,  $H$ , for the control problem as

$$H = M_1e_h + M_2i_h + M_3e_v + M_4i_v + \frac{1}{2}k_1c_1^2 + \frac{1}{2}k_2c_2^2 + \frac{1}{2}k_3c_3^2 + \lambda_{s_h} \frac{ds_h}{dt} + \lambda_{e_h} \frac{de_h}{dt} + \lambda_{i_h} \frac{di_h}{dt} + \lambda_{r_h} \frac{dr_h}{dt} + \lambda_{s_v} \frac{ds_v}{dt} + \lambda_{e_v} \frac{de_v}{dt} + \lambda_{i_v} \frac{di_v}{dt}, \quad (44)$$

where  $\lambda_{s_h}, \lambda_{e_h}, \lambda_{i_h}, \lambda_{r_h}, \lambda_{s_v}, \lambda_{e_v}$ , and  $\lambda_{i_v}$  are adjoint variables or costate variables. The differential equations of adjoint variables are obtained by taking the partial derivatives of the Hamiltonian equation with respect to the state variables, which gives

$$\begin{cases} \frac{d\lambda_{s_h}}{dt} = \lambda_{s_h}\mu_h + (\lambda_{s_h} - \lambda_{e_h})(1 - c_1)ap_h i_v, \\ \frac{d\lambda_{e_h}}{dt} = -M_1 + (\lambda_{e_h} - \lambda_{i_h})\varepsilon + \lambda_{e_h}\mu_h, \\ \frac{d\lambda_{i_h}}{dt} = -M_2 + (\lambda_{i_h} - \lambda_{r_h})c_2\tau + \lambda_{i_h}(\omega + \mu_h) + (\lambda_{s_v} - \lambda_{e_v})(1 - c_1)ap_v s_v, \\ \frac{d\lambda_{r_h}}{dt} = (\lambda_{r_h} - \lambda_{s_h})\rho + \lambda_{r_h}\mu_h, \\ \frac{d\lambda_{s_v}}{dt} = (\lambda_{s_v} - \lambda_{e_v})(1 - c_1)ap_v i_h + \lambda_{s_v}\mu_v c_3, \\ \frac{d\lambda_{e_v}}{dt} = -M_3 + (\lambda_{e_v} - \lambda_{i_v})\sigma + \lambda_{e_v}\mu_v c_3, \\ \frac{d\lambda_{i_v}}{dt} = -M_4 + (\lambda_{s_h} - \lambda_{e_h})(1 - c_1)ap_h s_h + \lambda_{i_v}\mu_v c_3. \end{cases} \quad (45)$$

TABLE 2: Parameters values used for simulations.

Parameter	Value	Reference
$\pi_h$	0.000215/day	[14]
$\pi_v$	0.07/day	[14]
$p_h$	0.62	[6]
$p_v$	0.065	[6, 15]
$a$	Varying	Assumed
$\sigma$	0.001	Assumed
$\varepsilon$	0.083	[18]
$\omega$	0.004	[3]
$\rho$	0.02	[6]
$\tau$	0.125	[3]
$\mu_h$	0.00044	Assumed
$\mu_v$	0.034	[15]

**Theorem 6.** Given the optimal controls  $c_1^*, c_2^*, c_3^*$  and the solutions  $s_h, e_h, i_h, r_h, s_v, e_v, i_v$  of the corresponding state equations (41) and (40) which minimize  $J(c_1, c_2, c_3)$  over the region  $\Omega$ , then there exist adjoint variables  $\lambda_{s_h}, \lambda_{e_h}, \lambda_{i_h}, \lambda_{r_h}, \lambda_{s_v}, \lambda_{e_v}, \lambda_{i_v}$  satisfying

$$-\frac{d\lambda_i}{dt} = \frac{\partial H}{\partial i}, \quad i \in \{s_h, e_h, i_h, r_h, s_v, e_v, i_v\}, \quad (46)$$

and the optimal solution  $c_1^*, c_2^*, c_3^*$  is given by

$$\begin{aligned} c_1^* &= \min\{1, \max(0, \hat{c}_1)\}, \\ c_2^* &= \min\{1, \max(0, \hat{c}_2)\}, \\ c_3^* &= \min\{1, \max(0, \hat{c}_3)\}. \end{aligned} \quad (47)$$

*Proof.* The Pontryagin's maximum principle described in [16, 17] is applied. Corollary 4.1 in [17] shows the existence of an optimal control due to the convexity of the integrand  $J$  with respect to  $c_1, c_2, c_3$ , and Lipschitz property of the state system with respect to the state variables. By using the optimal conditions

$$\begin{aligned} \frac{\partial H}{\partial c_1} &= 0, \\ \frac{\partial H}{\partial c_2} &= 0, \\ \frac{\partial H}{\partial c_3} &= 0, \end{aligned} \quad (48)$$

we obtain,

$$\begin{cases} \frac{\partial H}{\partial c_1} = k_1c_1 + (\lambda_{s_h} - \lambda_{e_h})ap_h i_v s_h + (\lambda_{s_v} - \lambda_{e_v})ap_v i_h s_v = 0, \\ \frac{\partial H}{\partial c_2} = k_2c_2 + (\lambda_{r_h} - \lambda_{i_h})\tau i_h = 0, \\ \frac{\partial H}{\partial c_3} = k_3c_3 - (\lambda_{s_v}\mu_v s_v + \lambda_{e_v}\mu_v e_v + \lambda_{i_v}\mu_v i_v) = 0. \end{cases} \quad (49)$$

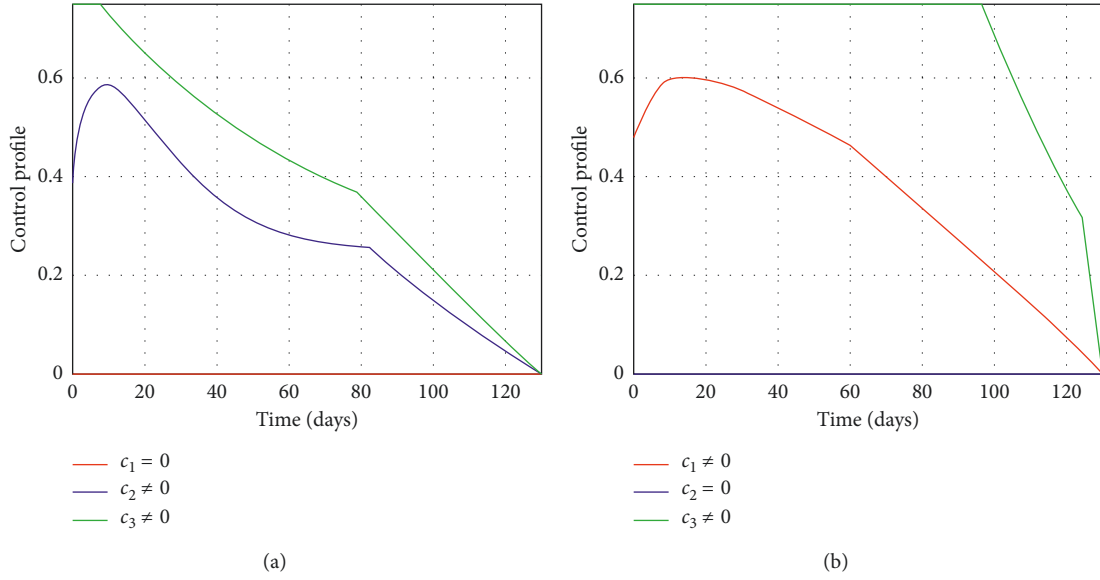


FIGURE 2: (a) Control profile when  $c_1 = 0$ ,  $c_2 \neq 0$ , and  $c_3 \neq 0$  at  $R_c = 0.0075$ . (b) Control profile when  $c_1 \neq 0$ ,  $c_2 = 0$ , and  $c_3 \neq 0$  at  $R_c = 0.00013$ .

Solving (49), we have

$$\begin{aligned}\hat{c}_1 &= \frac{(\lambda_{e_h} - \lambda_{s_h})a\mathcal{P}_h i_v s_h + (\lambda_{e_v} - \lambda_{s_v})a\mathcal{P}_v i_h s_v}{k_1}, \\ \hat{c}_2 &= \frac{(\lambda_{i_h} - \lambda_{r_h})\tau i_h}{k_2}, \\ \hat{c}_3 &= \frac{\lambda_{s_v}\mu_v s_v + \lambda_{e_v}\mu_v e_v + \lambda_{i_v}\mu_v i_v}{k_3}.\end{aligned}\quad (50)$$

As stated earlier, the lower and upper boundaries for the control parameters are 0 and 1, respectively. If  $\hat{c}_1, \hat{c}_2, \hat{c}_3 < 1$ , then  $c_1 = c_2 = c_3 = 0$  and if  $\hat{c}_1, \hat{c}_2, \hat{c}_3 > 1$ , then  $c_1 = c_2 = c_3 = 1$ , otherwise  $c_1 = \hat{c}_1, c_2 = \hat{c}_2, c_3 = \hat{c}_3$ . Therefore, for the control parameters  $c_1^*, c_2^*, c_3^*$ , we obtain the optimum value of the function  $J(c_1, c_2, c_3)$ .

**4.1. Optimal Control Simulations.** The Octave programming language is used to simulate the optimal control model using the set of parameters obtained from previously reported studies and datasets, which have been cited. Some of these parameters are assumed for the sake of illustrations. Table 2 represents the values of the model parameters used for simulations. The following initial conditions were considered:

$$\begin{aligned}s_h(0) &= 30, \\ e_h(0) &= 7, \\ i_h(0) &= 2, \\ r_h(0) &= 0, \\ s_v(0) &= 40, \\ e_v(0) &= 10, \\ i_v(0) &= 3,\end{aligned}\quad (51)$$

and the weight constants were assumed to be

$$\begin{aligned}M_1 &= 1, \\ M_2 &= 2, \\ M_3 &= 2, \\ M_4 &= 2, \\ k_1 &= 2, \\ k_2 &= 10, \\ k_3 &= 5.\end{aligned}\quad (52)$$

Figures 2 and 3 represent the control profiles at different values of  $c_1, c_2$ , and  $c_3$ , while the rest of the plots are the graphs of infectious human and vector population plotted against time in days and they represent the effect of optimal controls  $c_1, c_2$ , and  $c_3$  in reducing the number of individuals infected. From Figure 4, we observe that the use of treatment and insecticides only has a significant impact in reducing the number of infectious individuals and they show that this strategy is effective to control tsetse flies and infected human populations. In Figure 5, we observe that the use of education and insecticides reduce the number of infectious individuals but the results depicted in Figure 5(a) shows that this strategy is not effective and efficient to control the infectious human population. From Figure 6, we observe that the use of education and treatment reduces the number of infectious individuals but the results from Figure 6(b) shows that this strategy is not effective and efficient to control the population of infectious tsetse flies. Lastly, the results depicted from Figure 7 shows that the strategy of using education, treatment, and insecticides is very efficient and effective to reduce the number of infected individuals. Therefore, the use of education, treatment, and insecticides simultaneously is very efficient and effective to eliminate HAT in Africa.

In epidemiology, a reproduction number less than unity implies that the disease can be eradicated in the long run.

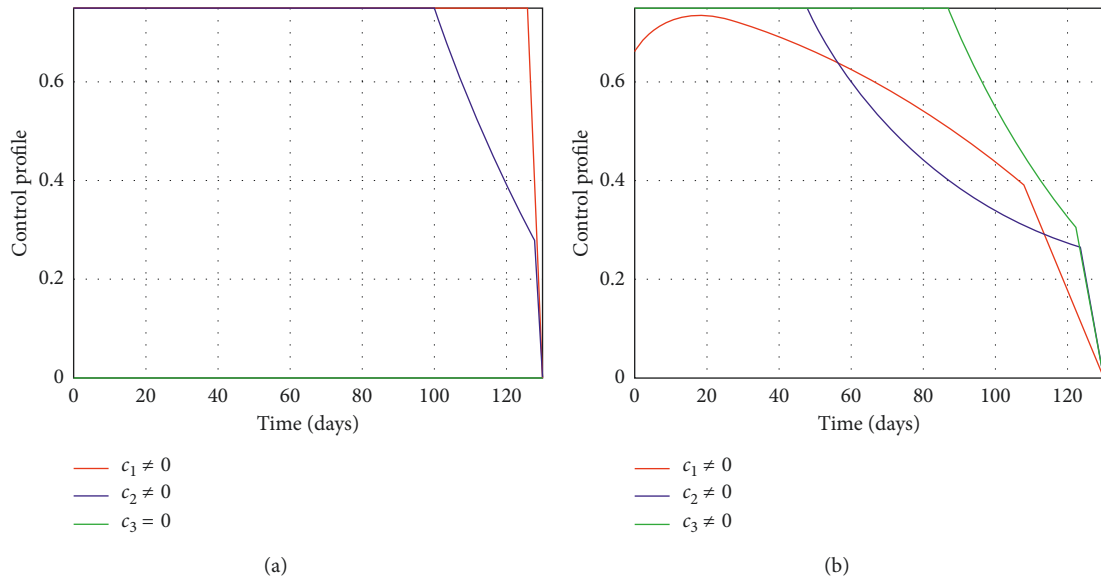


FIGURE 3: (a) Control profile when  $c_1 \neq 0, c_2 \neq 0$ , and  $c_3 = 0$  at  $R_c = 0.044$ . (b) Control profile when  $c_1 \neq 0, c_2 \neq 0$ , and  $c_3 \neq 0$  at  $R_c = 0.000075$ .

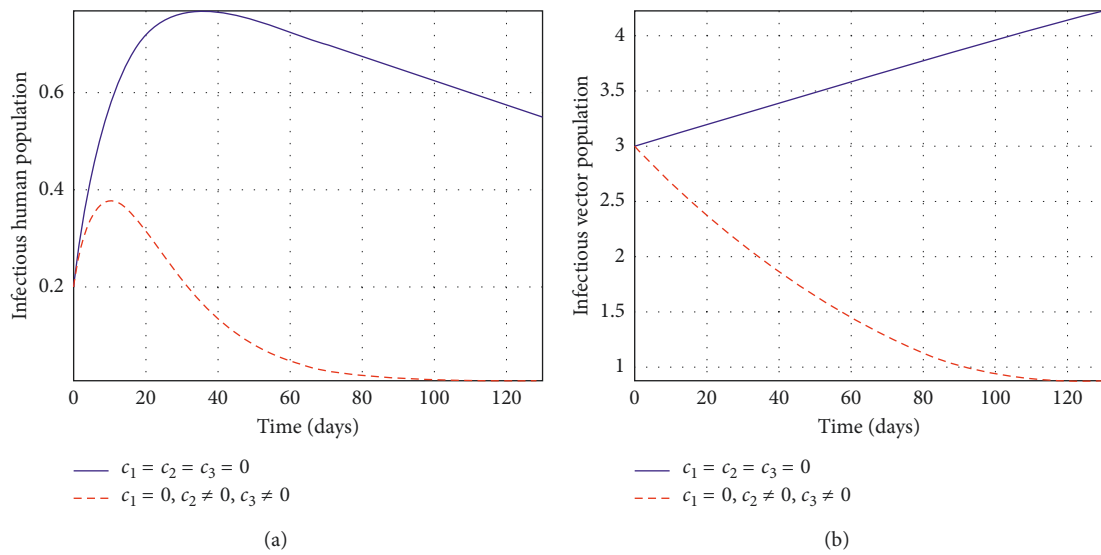


FIGURE 4: Simulations of the model showing the efforts of treatment and insecticides only on infectious individuals at  $R_c = 0.0075$ .

Hence, choosing suitable parameters for the controls  $c_1, c_2$ , and  $c_3$ , it was observed that the effective reproduction numbers obtained for Figures 2–7 were 0.0075, 0.00013, 0.044, 0.000075, 0.0075, 0.00013, 0.044, and 0.000075, respectively. This shows that incorporating all the control measures, that is, educating individuals, giving treatment, and applying insecticides, is an effective method to help reduce the number secondary infections in the population which corresponds with eradicating the disease in the long run.

### 5. Conclusion

In this paper, we studied and analyzed the model for transmission of HAT, and determined the basic reproduction

number. The local and global stabilities of disease-free equilibrium and endemic equilibrium were also proved. For the optimal control model, education, treatment, and insecticides as control measures were used to optimize the objective function defined by Equation (40). The numerical simulations of the optimal control model show that the best strategy to reduce the number of infected individuals is through the use of education, treatment, and insecticides. This is the effective and efficient method to eliminate the disease. Furthermore, the national authorities, non-governmental organizations (NGOs), and stakeholders must not lose their interest in controlling the disease because neglecting this disease may cause rapid reoccurrence and much effect to the people who are at risk.

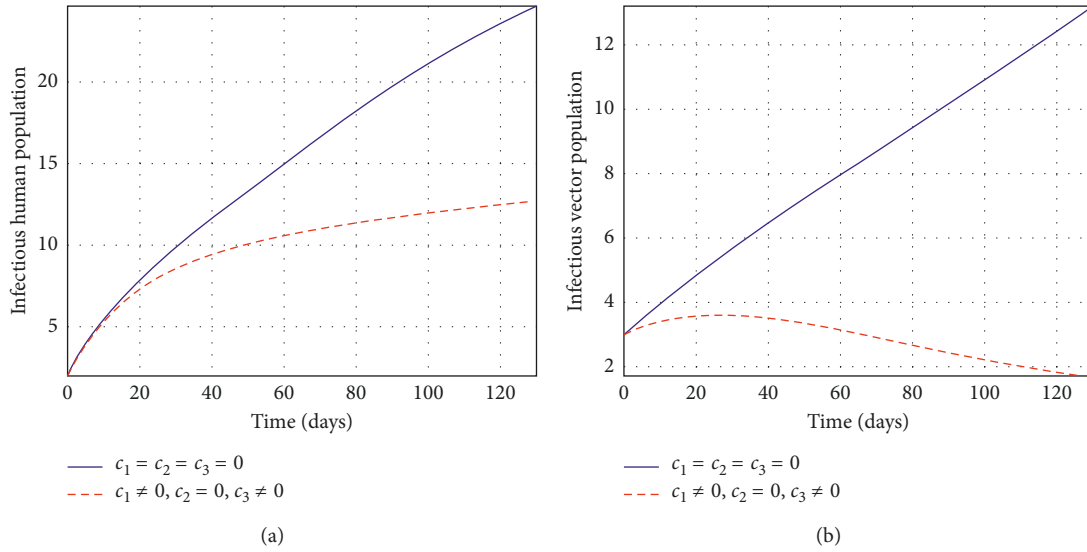


FIGURE 5: Simulations of the model showing the efforts of education and insecticides only on infectious individuals at  $R_c = 0.00013$ .

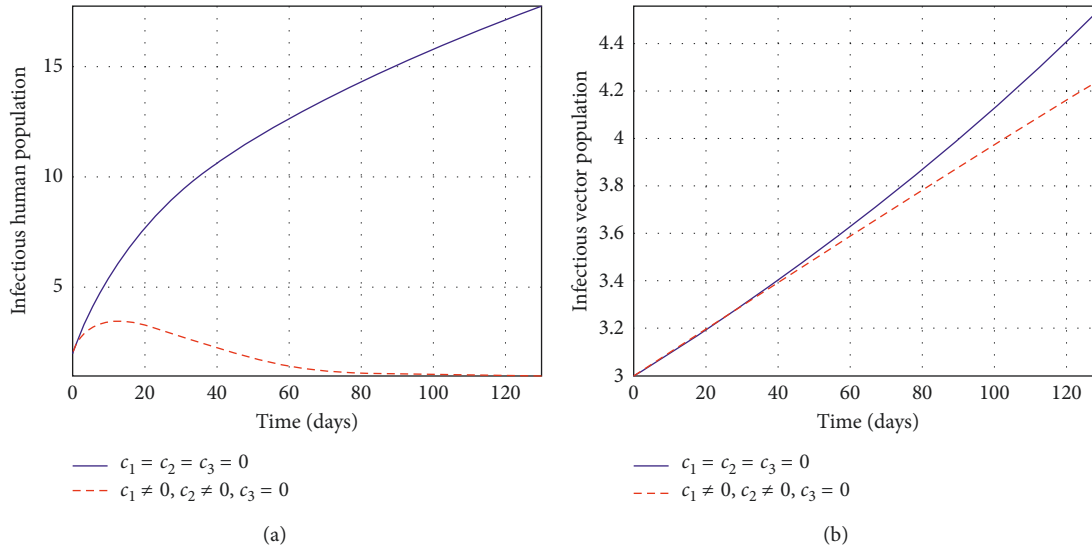


FIGURE 6: Simulations of the model showing the efforts of education and treatment only on infectious individuals at  $R_c = 0.044$ .

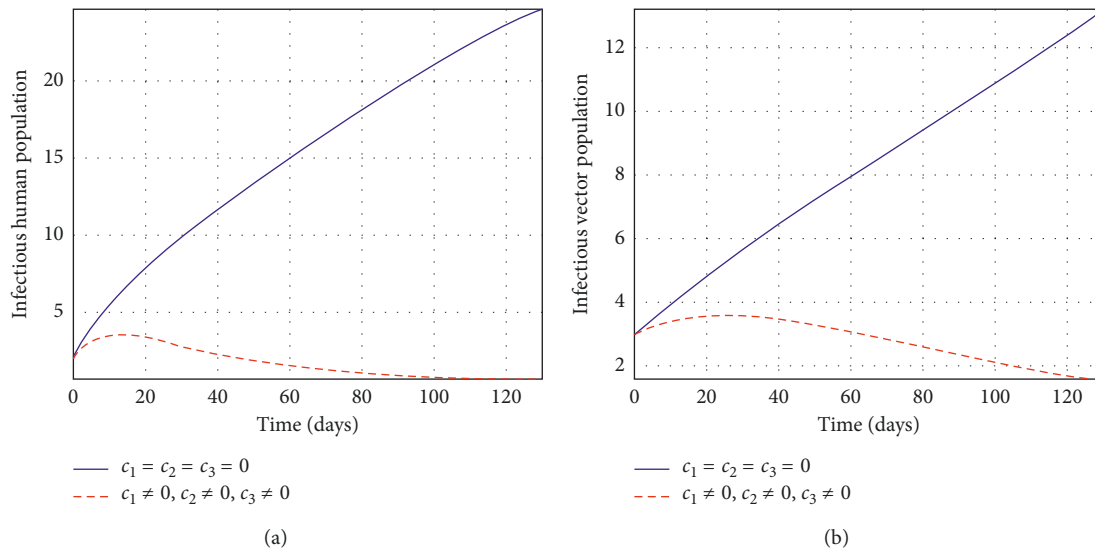


FIGURE 7: Simulations of the model showing the efforts of education, treatment, and insecticides on infectious individuals at  $R_c = 0.000075$ .

## Data Availability

The secondary data supporting this research are from previously reported studies and datasets, which have been cited. The processed data are available in cited references.

## Conflicts of Interest

The authors declare that they have no conflicts of interest.

## Acknowledgments

The authors thank the support from Next Einstein Initiative of the African Institute for Mathematical Sciences, Ghana (Annual Grant for Graduate Studies) and MasterCard Foundation.

## References

- [1] K. S. Rock, S. J. Torr, C. Lumbala, and M. J. Keeling, "Quantitative evaluation of the strategy to eliminate human african trypanosomiasis in the democratic republic of Congo," *Parasites and Vectors*, vol. 8, no. 1, p. 532, 2015.
- [2] J. R. Franco, P. P. Simarro, A. Diarra, and J. G. Jannin, "Epidemiology of human african trypanosomiasis," *Clinical Epidemiology*, vol. 2014, no. 6, pp. 257–275, 2014.
- [3] R. Brun, J. Blum, F. Chappuis, and C. Burri, "Human african trypanosomiasis," *Lancet*, vol. 375, no. 9709, pp. 148–159, 2010.
- [4] World Health Organization et al., *Control and Surveillance of Human African Trypanosomiasis: Report of a WHO Expert Committee*, World Health Organization, Geneva, Switzerland, 2013.
- [5] M. Martcheva, *An Introduction to Mathematical Epidemiology*, Springer, Vol. 61, Springer, Berlin, Germany, 2015.
- [6] D. J. Rogers, "A general model for the african trypanosomiasis," *Parasitology*, vol. 97, no. 1, pp. 193–212, 1988.
- [7] J. W. Hargrove, R. Ouifki, D. Kajunguri, G. A. Vale, and S. J. Torr, "Modeling the control of trypanosomiasis using trypanocides or insecticide-treated livestock," *PLoS Neglected Tropical Diseases*, vol. 6, no. 5, p. 1615, 2012.
- [8] D. Kajunguri, "Modelling the control of tsetse and african trypanosomiasis through application of insecticides on cattle in Southeastern Uganda," Ph.D. thesis, Stellenbosch University, Stellenbosch, South Africa, 2013.
- [9] S. Olaniyi and O. S. Obabiyi, "Mathematical model for malaria transmission dynamics in human and mosquito populations with nonlinear forces of infection," *International Journal of Pure and Applied Mathematics*, vol. 88, no. 1, pp. 125–156, 2013.
- [10] R. H. Chisholm, P. T. Campbell, Y. Wu, S. Y. C. Tong, J. McVernon, and N. Geard, "Implications of asymptomatic carriers for infectious disease transmission and control," *Royal Society Open Science*, vol. 5, no. 2, p. 172341, 2018.
- [11] P. Yan and S. Liu, "Seir epidemic model with delay," *ANZIAM Journal*, vol. 48, no. 1, pp. 119–134, 2006.
- [12] G. T. Azu-Tungmah, "A mathematical model to control the spread of malaria in Ghana," Ph.D. thesis, Kwame Nkrumah University of Science and Technology, Kumasi, Ghana, 2012.
- [13] S. A. Pedro, S. Abelman, F. T. Ndjomatchoua, R. Sang, and H. E. Z. Tonnang, "Stability, bifurcation and chaos analysis of vector-borne disease model with application to rift valley fever," *PloS One*, vol. 9, no. 10, Article ID 108172, 2014.
- [14] S. Olaniyi and O. S. Obabiyi, "Qualitative analysis of malaria dynamics with nonlinear incidence function," *Applied Mathematical Sciences*, vol. 8, no. 78, pp. 3889–3904, 2014.
- [15] L. S. Pontryagin, V. G. Boltyanskii, and R. V. Gamkrelidze, *Ef Mishchenko the Mathematical Theory of Optimal Processes*, Interscience, New York, NY, USA, 1962.
- [16] B. Heimann, "Fleming, WH/rishel, RW, deterministic and stochastic optimal control. New York-heidelbergberlin. Springer-verlag. 1975. xiii, 222 s, dm 60, 60," *ZAMM-Journal of Applied Mathematics and Mechanics, Zeitschrift für Angewandte Mathematik und Mechanik*, vol. 59, no. 9, p. 494, 1979.
- [17] S. Davis, S. Aksoy, and A. Galvani, "A global sensitivity analysis for african sleeping sickness," *Parasitology*, vol. 138, no. 4, pp. 516–526, 2011.
- [18] M. Artzrouni and J. P. Gouteux, "A compartmental model of sleeping sickness in central africa," *Journal of Biological Systems*, vol. 4, no. 4, pp. 459–477, 1996.



Hindawi

Submit your manuscripts at  
[www.hindawi.com](http://www.hindawi.com)

