

## Research Article

# Calculation of the C<sub>3</sub>A Percentage in High Sulfur Clinker

Sayed Horkoss,<sup>1,2</sup> Roger Lteif,<sup>1</sup> and Toufic Rizk<sup>1</sup>

<sup>1</sup> Faculty of Sciences, Saint Joseph University, Campus of Sciences and Technologies, Mar Roukos. Mkalless,  
P.O. Box. 11-514 Riad El Solh, Beirut 11072050, Lebanon

<sup>2</sup> Plant- Laboratory Department, Cimenterie Nationale S.A.L., Old Tripoli Road, Chekka,  
North Lebanon. P.O. Box. 11-5101 Riad El Solh, Beirut 11072180, Lebanon

Correspondence should be addressed to Sayed Horkoss, shorkoss@gmail.com

Received 1 April 2010; Revised 10 May 2010; Accepted 10 May 2010

Academic Editor: Peter A. Tanner

Copyright © 2010 Sayed Horkoss et al. This is an open access article distributed under the Creative Commons Attribution License, which permits unrestricted use, distribution, and reproduction in any medium, provided the original work is properly cited.

The aim of this paper is to clarify the influence of the clinker SO<sub>3</sub> on the amount of C<sub>3</sub>A. The calculation of the cement phases percentages is based on the research work, Calculation of the Compounds in Portland Cement, published by Bogue in 1929. The usage of high sulphur fuels, industrial wastes, and tires changes completely the working condition of Bogue because the assumed phase compositions may change. The results prove that increasing the amount of SO<sub>3</sub> in the low alkali clinker decreases the percentages of C<sub>3</sub>A due to the high incorporation of alumina in the clinker phases mainly C<sub>2</sub>S and C<sub>3</sub>S. The correlation is linear till the clinker SO<sub>3</sub> reaches the 2%. Over that the influence of the clinker SO<sub>3</sub> became undetectable. A new calculation method for the determination of the C<sub>3</sub>A in the high sulphur and low alkali clinker was proposed.

## 1. Introduction

Portland cement is a hydraulic material composed primary of calcium silicates, aluminates, and ferrites. In a rotary kiln, at temperature reaching the 1450°C, clinker nodules are produced from a finely ground, homogenised blend of limestone, shale and iron ore.

The nodules are subsequently ground with gypsum, which serves to control setting, to a fine powder to produce finished Portland cement. The composition and texture (crystal size, abundance, and distribution) of clinker phases result from complex interactions of raw feed chemical and mineralogical composition, particle size distribution, feed homogenization, and the heating and cooling regime.

In order to simplify these phenomena, Bogue [1] proposed an approach for the development of the clinker phases. The ferric oxide (Fe<sub>2</sub>O<sub>3</sub>) reacts with aluminium oxide (Al<sub>2</sub>O<sub>3</sub>) and lime (CaO) to form the tetracalcium aluminoferrite (C<sub>4</sub>AF or Ca<sub>4</sub>Al<sub>2</sub>Fe<sub>2</sub>O<sub>10</sub>). The remaining aluminium oxide reacts with lime to form the tricalcium aluminate (C<sub>3</sub>A or Ca<sub>3</sub>Al<sub>2</sub>O<sub>6</sub>). The lime reacts with the silicate oxide (SiO<sub>2</sub>) to form two calcium silicates phases, the dicalcium silicate (Belite, C<sub>2</sub>S or Ca<sub>2</sub>SiO<sub>4</sub>) and tricalcium silicate (Alite, C<sub>3</sub>S or Ca<sub>3</sub>SiO<sub>5</sub>).

Based on the above approach, Bogue proposed four formulae for the calculation of the clinker phase concentrations.

Increasing the amount of the high sulphur fuels and the level of waste valorisation, in the cement kilns, changes completely the working condition of Bogue. The negative influence of sulphate on the percentages of silicate phases (alite and belite) was earlier detected by the XRD but that on the tricalcium aluminate (C<sub>3</sub>A) is still unclear due to the conclusion contradiction in the reported literature.

## 2. Influence of Sulphur on Silicate Phases

The sulphates reduce the viscosity and surface tension of the clinker liquid phases, shifting the equilibrium of the melt into unstable range which is characterized by low nucleus forming frequency and high growth rate of crystal leading to stabilization of the Belite crystals. The incorporation of sulphur in the Belite stabilizes the Belite structure, whereby the uptake of CaO is inhibited and the formation is suppressed [2]. This phenomenon increases the amount of Belite and decreases that of Alite in the clinker [3]. This reported conclusion was assured by many investigations done later [2, 4, 5].

### 3. Influence of Sulphur on Aluminates $C_3A$ ( $Ca_3Al_2O_6$ )

The composition of the matrix (aluminates and ferrites) is not altered by the level of  $SO_3$  in the clinker [6]. In particular the amount of the tricalcium aluminate ( $Ca_3Al_2O_6$ ) is not affected by the  $SO_3$  level [2, 7]. This conclusion was not compatible with the observation of Hamou-Tagnit and Sarker, indicating that increasing the  $SO_3$  level increases the amount of  $Ca_3Al_2O_6$  in the clinker [8] where the conclusion of Borgholm and Jons showed the opposite [9].

These contradictions in the literature were due to the fact that many parameters could affect the development of  $C_3A$  ( $Ca_3Al_2O_6$ ) principally the kiln atmosphere and the raw meal chemistry. Locher and others [10] detect that the kiln atmosphere, especially the amount of oxygen, had an influence on the amount of  $C_3A$ . Reducing kiln atmosphere inhibits partly the oxidation of the bivalent iron ( $Fe^{2+}$ ), presented in the kiln feed, leading to increase in the amount of  $C_3A$ .

The sulphur introduced into the cement kiln from both sides, the kiln feed and kiln burner, is in chemically reduced form such as  $S^0$ ,  $S^{1-}$ , and  $S^{2-}$ . These sulphur forms are oxidized to  $S^{4+}$  and  $S^{6+}$  in the kiln system. This oxidizing process consumes some oxygen quantity leading to a reduction in the amount of oxygen in the kiln system.

The presence of sodium oxide in the kiln feed affects the amount of  $C_3A$  [11]. One of the forms of sodium oxide in the clinker is the  $Na_2O \cdot 8CaO \cdot 3Al_2O_3$ . At clinkering temperature this compound reacts with sulphur to produce the  $Na_2SO_4$  and  $C_3A$  [11].

This study will focus only on the influence of the  $SO_3$  on the development of  $C_3A$  ( $Ca_3Al_2O_6$ ). The other factors listed above are controlled to avoid any interaction with the results.

### 4. Experimental Procedure

The development of the Tricalcium aluminates  $Ca_3Al_2O_6$ , in the cement kiln production, is affected by many parameters such as the kiln atmosphere [10] and the amount of sodium oxide in the raw feed [11]. This could be the reason of the large contradiction in the conclusion of the reported investigations.

In order to avoid any interactions, not only from the chemical compounds but also that related to the kiln operation, the clinker samples were selected in a stable kiln production operation conditions. All samples are commercial clinker, sampled from Cimenterie Nationale SAL. The free lime of the clinker was less than 1% and the percentage of the kiln inlet oxygen was around 3%. The samples were analyzed immediately, to avoid any influence from storage and humidity.

The variation of the clinker  $SO_3$  was made by changing the fuel type in the main burner as follows:

- (1) fuel oil containing 2.0% S,
- (2) petroleum coke containing 4.5% S,
- (3) petroleum coke containing 6.0% S

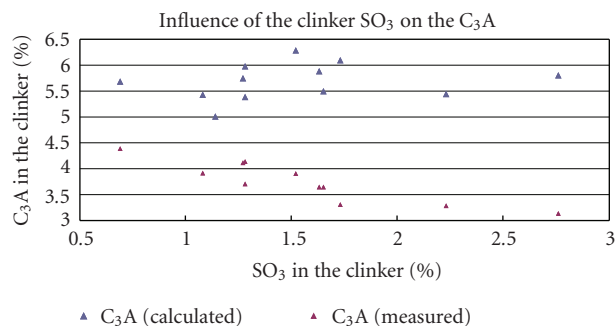


FIGURE 1: Influence of the clinker  $SO_3$  on the  $C_3A$ .

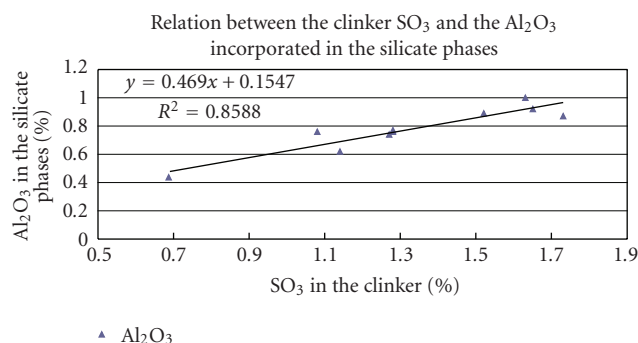


FIGURE 2: Relation between the total clinker  $SO_3$  and the alumina incorporated in the silicate phases forced by sulphur.

The chemical and mineralogical analyses were done respectively according to ASTM C114 and ASTM C1365 standards. The calibration of the ARL 9800 was done using NIST standards. The fusion Claisse machine and the Herzog HTP 40 press were used for the sample preparation of the chemical and mineralogical analysis. The KOSH (potassium hydroxide and sucrose) method was implemented in order to detect the percentage of  $SO_3$  and  $Al_2O_3$  in the silicate phases.

### 5. Results and Discussion

The results (Figure 1) showed an obvious influence of the  $SO_3$  percentages on the amount of  $C_3A$  in the low alkali clinker. In all samples, the measured percentages of  $C_3A$  were lower than the calculated.

The correlation between the amount of  $C_3A$  ( $Ca_3Al_2O_6$ ) and the total percentages of clinker  $SO_3$  was linear till the clinker  $SO_3$  reached just 2%. Over that the influence of the clinker  $SO_3$  becomes indistinguishable since the standard deviation of the results according to ASTM C1365:06 is 0.47.

The results in Table 1 show that the ratio of the aluminium oxide and  $SO_3$  in the silicate phases vary from 4.18 in the low clinker sulphur, to 1.33 in the high one.

Bonafous and other [12] noticed that this ratio is 2. This conclusion was based on their finding that in the presence of sulphur,  $3Si^{4+}$ , in the silicate phases, is substituted by  $2Al^{3+} + S^{6+}$ .

TABLE 1: Chemical and mineralogical analysis results.

	Al <sub>2</sub> O <sub>3</sub>	Fe <sub>2</sub> O <sub>3</sub>	SO <sub>3</sub>	Na <sub>2</sub> O	K <sub>2</sub> O	C <sub>3</sub> A (calculated)	C <sub>3</sub> A (measured)	SO <sub>3</sub> (Silicate phases)	Al <sub>2</sub> O <sub>3</sub> (Silicate phases)	Al <sub>2</sub> O <sub>3</sub> / SO <sub>3</sub>
1	4.62	3.88	0.69	0.10	0.37	5.68	4.38	0.22	0.92	4.18
2	4.53	3.89	1.08	0.10	0.26	5.42	3.91	0.55	1.24	2.25
3	4.48	4.06	1.14	0.10	0.28	5.00	2.72	0.51	1.10	2.16
4	4.63	3.86	1.27	0.10	0.26	5.74	4.11	0.60	1.22	2.03
5	4.45	3.79	1.28	0.10	0.33	5.38	3.70	0.56	1.25	2.23
6	4.75	3.91	1.28	0.09	0.21	5.97	4.13	0.67	1.24	1.85
7	4.84	3.87	1.52	0.09	0.27	6.28	3.90	0.68	1.37	2.01
8	4.74	3.95	1.63	0.10	0.31	5.88	3.64	0.71	1.48	2.08
9	4.51	3.82	1.65	0.09	0.34	5.49	3.64	0.66	1.40	2.12
10	4.73	3.81	1.73	0.09	0.35	6.09	3.30	0.65	1.35	2.08
11	4.51	3.85	2.23	0.10	0.39	5.44	3.28	0.80	1.29	1.61
12	4.55	3.70	2.76	0.10	0.33	5.80	3.13	1.05	1.40	1.33

TABLE 2: Comparison of the C<sub>3</sub>A results.

C <sub>3</sub> A calculated by Bogue formula	C <sub>3</sub> A calculated by the new formula	C <sub>3</sub> A measured according to ASTMC1365:06
5.68	4.42	4.38
6.09	3.54	3.30
6.28	3.99	3.90
5.44	2.55	3.28
5.00	3.19	2.72
5.38	3.39	3.70
5.80	2.91	3.13
5.42	3.68	3.91
5.88	3.45	3.64
5.49	3.04	3.64
5.74	3.76	4.11
5.97	3.98	4.13

Taylor [13] declared that this ratio is nearly more than 2, even in individual X-ray microanalyses, due to the presence of other substitutions and the accuracy of the results.

Our findings and especially the results of the samples 2 to 10 conform to the previous conclusions.

The reason of the high ratio in the low sulphur clinker is coming from the fact that at low temperature the Al<sup>3+</sup> incorporates first in the silicate phases.

The alumina incorporated in the silicate phases is divided into two groups. The first one enters the structure at low temperature and without the influence of sulphur. In the absence of SO<sub>3</sub> there is an excess of nontetrahedral cations and the number of oxygen atoms lie close to the ideal number for stoichiometric Ca<sub>2</sub>SiO<sub>4</sub>[14]. This suggests interstitial stuffing of large cation as the main mechanism for accommodating Al on the Si site before significant solid solution of S takes place [14]. The second one is incorporated in the silicate phases with the influence of sulphur. This

phenomenon is improved when the temperature exceed the 1200°C [12].

In the first sample, the ratio Al<sup>3+</sup>/S<sup>6+</sup> is 4.18. In this case, part of the alumina is incorporated into the silicate phases without the influence of sulfate.

The amount of SO<sub>3</sub> in the silicate phases is 0.22% and that for Al<sub>2</sub>O<sub>3</sub> is 0.92 (Table 1)

Based on the findings of Bonafous and other [12] the ratio Al<sup>3+</sup>/S<sup>6+</sup> is 2. The calculated amount of alumina entered into the silicate phase crystals with the influence of sulphur in the first sample is 0.22 × 2 = 0.44%. The amount of alumina entered into the silicate phase crystals without the influence of sulphur in the first sample is 0.92 – 0.44 = 0.48%.

The entry of alumina into silicate phase reduces the amount available for the C<sub>3</sub>A formation. The amount, of the first group, is influenced to an important degree by the changes in the composition of the ferrite compound [15] and it is compensated by the replacement of Al<sup>3+</sup> by other ions in the C<sub>3</sub>A crystal, mainly the Si<sup>4+</sup> and Fe<sup>3+</sup> [16]. These phenomena lead to minimize the effect of the first group on the amount of C<sub>3</sub>A. The measured amount of the C<sub>3</sub>A becomes less than that calculated by Bogue by an average of only 3% [15].

The amount of sulphur in the silicate phases depend on the percentages of belite. The concentration of sulfate in belite is 4 to 5 time that in alite [13]. Regarding the second group, the incorporation of sulfate in the Alite and Belite, tends to increase the amount of alumina in the silicate phases [16]. This phenomenon was shown in the clinker samples 2 to 10. The incorporation of alumina was increased, in correlation with the sulfate, in the silicate phases. The ratio of Al<sub>2</sub>O<sub>3</sub>/SO<sub>3</sub>, in the silicate phase, became around 2.

Bonafous and other [12] explain the ability of silicate phases, principally the belite, to accept simultaneously Al and S at higher dosage by the existence of synergism between both. The presence of AlO<sub>4</sub><sup>5-</sup> decreases the negative charge induced by the substitution of SO<sub>4</sub><sup>2-</sup> for SiO<sub>4</sub><sup>4-</sup> [12]. The calculation of the sulphate phases becomes inaccurate when

the percentage of clinker  $\text{SO}_3$  exceeds 1%. The reason for that is related to the  $\text{SO}_3/\text{Alkali}$  ratio. At lower ratio, sulphate preferably combines with alkali to generate the Acranite  $\text{K}_2\text{SO}_4$  and Aphtihitalite ( $\text{K}_3\text{Na}(\text{SO}_4)_2$ ) [17]. Increasing the ratio leads to the development of calcium langbeinite ( $\text{Ca}_2\text{K}_2(\text{SO}_4)_3$ ) [17]. In remarkably high ratios of  $\text{SO}_3/\text{Alkali}$  and  $\text{SO}_3$  content, the anhydrite  $\text{CaSO}_4$  has been detected in particular clinkers [14, 18, 19].

The incorporation of alumina in the silicate phases seems to stop (samples 11 and 12) when the clinker  $\text{SO}_3$  exceeds the 2%.

Our result conforms to previous findings. Taylor calculated the maximum probable amount of  $\text{SO}_3$  in the silicate phases to be about 0.8% [13]. Miller and Tang found the largest amount of  $\text{SO}_3$  present in the silicate phases to be 0.68% [20]. The extra amount of sulphate shown in the over 2% clinker  $\text{SO}_3$  (samples 11 and 12) could come from the presence of anhydrite in the solid phase since it is not in correlation with the alumina.

The first group of alumina was calculated from the first sample with the lower clinker sulphate. The calculation of the second group of alumina in the silicate phase was done by detecting the amount of the first group (0.48) from the total amount of alumina in the silicate phases.

The correlation between the total clinker  $\text{SO}_3$  and the amount of alumina incorporated in the silicate phases, under the influence of sulphur, is acceptable (Figure 2). The percentages of alumina in the silicate phase, forced by the sulphur, became  $0.469 \times \% \text{SO}_3 + 0.15$ .

The first group of alumina incorporated in the silicate phases, without the sulphur influence, is compensated by the substitution of other elements, where as the second one is not (Figure 1).

The impurities are one of the main factors of the stabilization of various clinker crystalline forms. The most important consequence of the occurrence of impurities in the lattices of matrix clinker compounds is a disagreement between the calculated and real amount of phases in clinker.

The amount of  $\text{C}_3\text{A}$  in high sulphur clinker could be calculated by the following formula:

$$\begin{aligned} \% \text{ of } \text{C}_3\text{A} &= 2.65 \times (\% \text{Al}_2\text{O}_3 - (\% \text{Al}_2\text{O}_3 (\text{Silicate phases}) \\ &- 1.692 \times \% \text{Fe}_2\text{O}_3) \\ \text{C}_3\text{A} &= 2.65 \times (\% \text{Al}_2\text{O}_3 - (0.469 \times \% \text{SO}_3 + 0.15)) \\ &- 1.692 \times \% \text{Fe}_2\text{O}_3. \end{aligned} \quad (1)$$

In the proposed formula, the percentage of  $\text{SO}_3$  will be equal to 2 when the clinker  $\text{SO}_3$  exceeds the 2%, because over this limit the amount of alumina, in the silicate phases, becomes constant regardless the clinker  $\text{SO}_3$ .

The calculated  $\text{C}_3\text{A}$  amount by the new formula is more realistic than that calculated by Bogue formula (Table 2).

## 6. Conclusion

Increasing the amount of  $\text{SO}_3$  in the low alkali clinker decreases the percentages of  $\text{C}_3\text{A}$  due to the high incorporation of alumina in the silicate phases. The correlation is


linear till the clinker  $\text{SO}_3$  reaches the 2%. Over that the  $\text{SO}_3$  influence became undetectable.

In order to be more realistic, the proposed calculation of the  $\text{C}_3\text{A}$  percentages takes into consideration the  $\text{Al}_2\text{O}_3$  loss. The outcome shows that the new calculated results match more closely with the measured one, than with those calculated by Bogue formula.

## References

- [1] R. H. Bogue, "Calculation of the compounds in Portland cement," *Industrial and Engineering Chemistry*, vol. 1, no. 4, pp. 192–197, 1929.
- [2] J. Strunge, D. Knöfel, and I. Dreizler, "Einflüsse der alkaline und des Sulfates unter berücksichtigung des silicatmoduls auf die zementeigenschaften. Teil II," *Zement-Kalk-Gips*, vol. 38, no. 9, pp. 441–450, 1985.
- [3] W. Gutt and M. A. Smith, "Studies of the role of calcium sulfate in the manufacture of Portland cement clinker," *Transactions of the British Ceramic Society*, vol. 67, no. 10, pp. 487–510, 1968.
- [4] M. Moranville-Regourd and A. I. Boikova, "Chemistry structure, properties and quality of clinker," in *Proceedings of the 9th International Congress of the Chemistry of Cement*, vol. 1, pp. 3–45, New Delhi, India, 1992.
- [5] I. Odler and H. Zhang, "Investigations on high  $\text{SO}_3$  Portland cement clinkers," *World Cement*, vol. 27, no. 2, pp. 73–77, 1996.
- [6] A. Gies and D. Knöfel, "Influence of sulfur on the composition of belite-rich clinkers and the technological properties of the resulting cements," *Cement and Concrete Research*, vol. 17, no. 2, pp. 317–328, 1987.
- [7] D. Knöfel and E. Spohn, "Der quantitative phasengehalt in portlandzementklinkern," *Zement-Kalk-Gips*, vol. 22, no. 10, pp. 471–476, 1969.
- [8] A. Hamou-Tagnit and S. L. Sarkar, "The influence of varying sulphur content on the microstructure of commercial clinkers and the properties of cement," *World Cement*, vol. 21, no. 9, pp. 389–393, 1990.
- [9] H. Borgholm and E. Jons, Production of mineralised clinker, International Cement Seminar, 2001, FLSmidth.
- [10] F. W. Locher, W. Richartz, S. Sprung, and H. M. Sylla, "Erstarren von zement. Teil III: Einfluß der Klinkerherstellung," *Zement-Kalk-Gips*, vol. 35, no. 12, pp. S669–S676, 1982.
- [11] T. Newkirk, "Effect of  $\text{SO}_3$  on the alkali compounds of Portland cement clinker," *Journal of Research of the National Bureau of Standards*, vol. 47, no. 5, pp. 349–356, 1951.
- [12] L. Bonafous, C. Bessada, D. Massiot, J. Coutures, B. L. Holland, and P. Colombet, " $^{29}\text{Si}$  MAS NMR study of dicalcium silicate: the structural influence of sulfate and alumina stabilizers," *Journal of the American Ceramic Society*, vol. 78, no. 10, pp. 2603–2608, 2005.
- [13] H. F. W. Taylor, "Distribution of sulfate between phases in Portland cement clinkers," *Cement and Concrete Research*, vol. 29, no. 8, pp. 1173–1179, 1999.
- [14] D. Herfort, J. Soerensen, and E. Coulthard, "Mineralogy of sulfate rich clinker and the Potential for internal sulfate attack," *World Cement*, vol. 28, no. 5, pp. 77–85, 1997.
- [15] F. M. Lea, *The Chemistry of Cement and Concrete*, Chemical Publishing, New York, NY, USA, 3rd edition, 1971.
- [16] H. F.W. Taylor, *Cement Chemistry*, Tomas Telford Services, London, UK, 2nd edition, 1998.

- [17] V. Michaud and R. W. Suderman, "Anhydrite in high sulfur trioxide ( $\text{SO}_3$ )/alkali clinkers: dissolution kinetics and influence on concrete durability," *Cement, Concrete and Aggregates*, vol. 21, no. 2, pp. 196–201, 1999.
- [18] E. M. Gartner and F. J. Tang, "Formation and properties of high sulfur Portland cement clinkers," *Cemento*, vol. 84, pp. 141–165, 1987.
- [19] C. Twomey, C. Brikshaw, and S. Breen, "The identification of sulfur containing phases present in cement clinker manufactured using a high sulfur petroleum coke fuel," *Journal of Chemical Technology & Biotechnology*, vol. 79, no. 5, pp. 486–490, 2004.
- [20] F. M. Miller and F. J. Tang, "The distribution of sulfur in present-day clinkers of variable sulfur content," *Cement and Concrete Research*, vol. 26, no. 12, pp. 1821–1829, 1996.



**Hindawi**

Submit your manuscripts at  
<http://www.hindawi.com>

