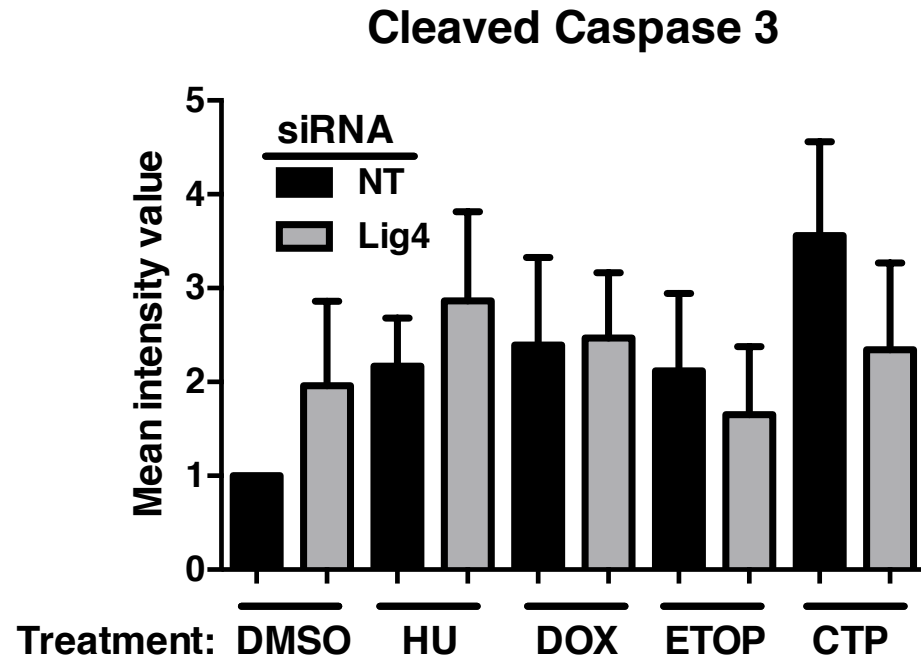
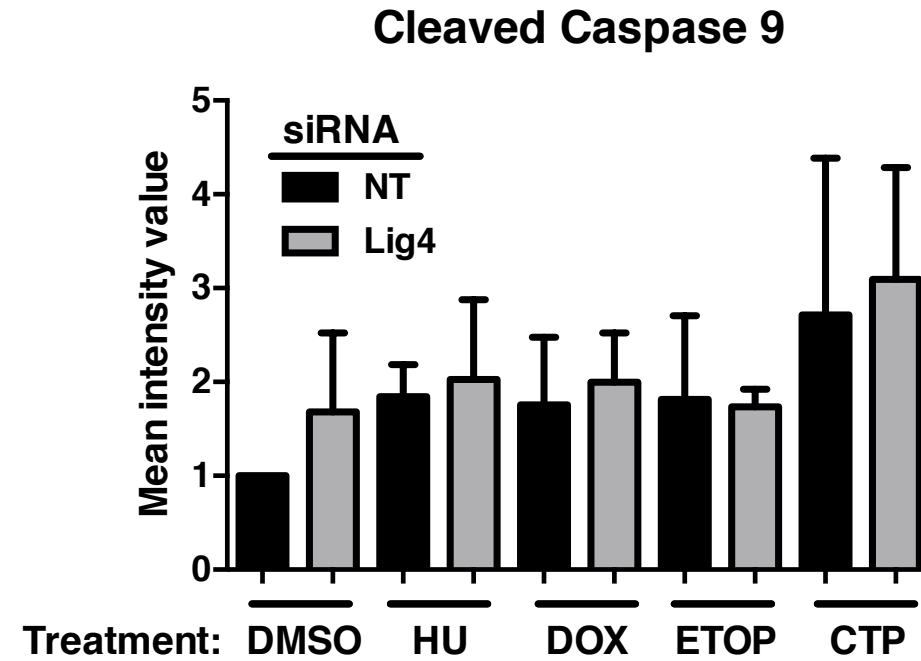


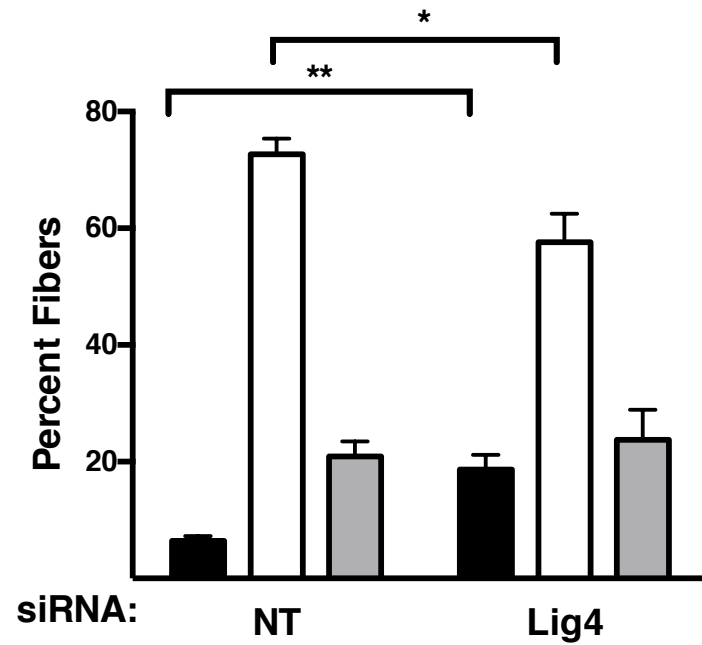
A



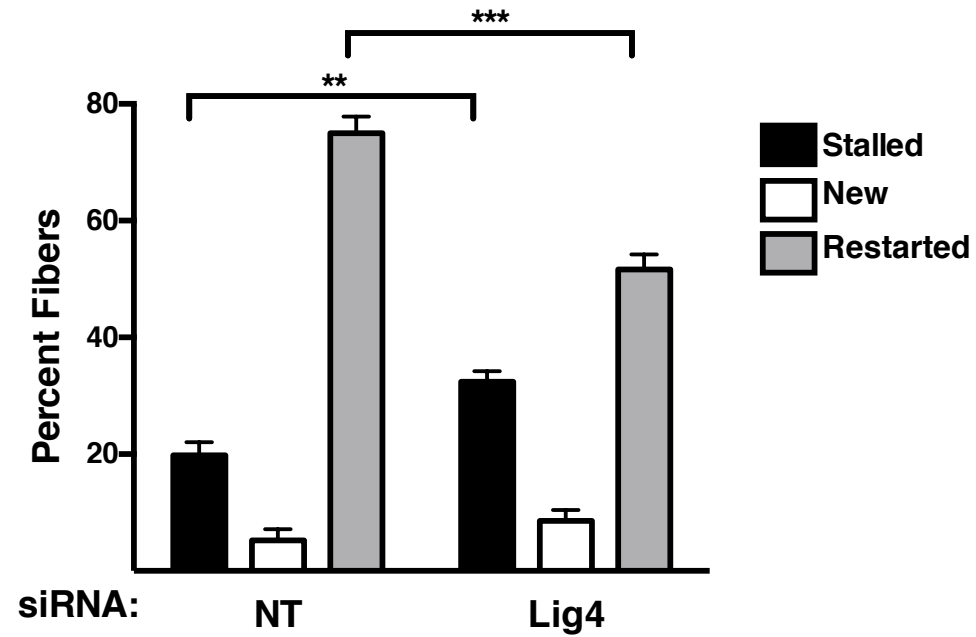
B



A



B



■ Stalled  
□ New  
■ Restarted

**Supplemental Table 1.**

<b>Non-basal BRCA patient mRNA expression levels</b>	<b>Significant?</b>	<b>P value</b>
Deep Deletion vs. Shallow Deletion	No	n.s.
Deep Deletion vs. Diploid	No	n.s.
Deep Deletion vs. Gain	No	n.s.
Deep Deletion vs. Amplified	No	n.s.
Shallow Deletion vs. Diploid	Yes	**
Shallow Deletion vs. Gain	No	n.s.
Shallow Deletion vs. Amplified	Yes	*
Diploid vs. Gain	No	n.s.
Diploid vs. Amplified	No	n.s.
Gain vs. Amplified	No	n.s.
<b>Basal BRCA patient mRNA expression levels</b>		
Shallow Deletion vs. Diploid	No	n.s.
Shallow Deletion vs. Gain	Yes	**
Shallow Deletion vs. Amplified	Yes	***
Diploid vs. Gain	Yes	**
Diploid vs. Amplified	Yes	***
Gain vs. Amplified	No	n.s.

**Supplemental Table 2.**

<b>Treatment</b>	<b>NT siRNA</b>	<b>Lig4 siRNA</b>
<b>Number of images scored</b>	16	28
<b>Number of fibers scored</b>	554	1344
<b>Total number of fibers scored</b>	1898	

**Supplemental Table 3.**

<b>Treatment</b>	<b>NT siRNA + PBS</b>	<b>NT siRNA + HU</b>	<b>Lig4 siRNA + PBS</b>	<b>Lig4 siRNA + HU</b>
<b>Number of images scored</b>	10	6	7	7
<b>Number of fibers scored</b>	725	424	649	531
<b>Total number of fibers scored</b>	2329			

**Supplemental Table 4.**

<b>Treatment</b>	<b>NT siRNA</b>	<b>Lig4 siRNA</b>
<b>Total number of nuclei scored</b>	85	53