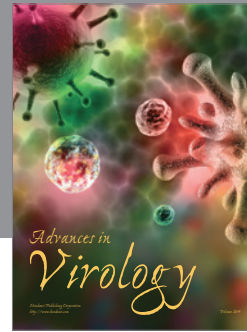




TWO CASES OF INTESTINAL MYIASIS IN MAN PRODUCED BY HERMETIA (DIPTERA: STRATIOMYIIDAE). —In the late summer of 1955 a man living in Tucson brought in a larval *Hermetia*, probably in its final instar, that had been passed with the stools. He reported that he had had a series of symptoms that might be traced to the myiasis, beginning with gastric upset several months before, passing through diarrhea and ending in uneasiness in the lower tract. The specimen was alive when he brought it in but, unfortunately, it escaped. It agreed well with *Hermetia* larvae in our collections but a specific name could not be assigned. This year, October 15, 1956, another man brought in a larva passed with the stools and in this case reported that he had noticed no symptoms at all. The larva was active at first but soon became quiescent and had obviously pupated. A female adult of *Hermetia illucens* (L.) emerged on the morning of October 23. Since both of these cases occurred within the area of metropolitan Tucson, in an area of about 200,000 population, myiasis by this fly may be more common than has been reported. Both cases were in residents in semirural areas, the man who played host for the 1955 specimen not having been outside the area for at least six months before the larva was recovered. The 1956 infestation may have originated somewhere else, since the man infested had returned from an extended trip in Mexico the month before. — FLOYD G. WERNER, University of Arizona, Tucson, Arizona.



**Hindawi**

Submit your manuscripts at  
<http://www.hindawi.com>

